



# Constraints from LIGO O3 Data on Gravitational-wave Emission Due to R-modes in the Glitching Pulsar PSR J0537–6910

R. Abbott<sup>1</sup>, T. D. Abbott<sup>2</sup>, S. Abraham<sup>3</sup>, F. Acernese<sup>4,5</sup>, K. Ackley<sup>6</sup>, A. Adams<sup>7</sup>, C. Adams<sup>8</sup>, R. X. Adhikari<sup>1</sup>, V. B. Adya<sup>9</sup>, C. Affeldt<sup>10,11</sup>, D. Agarwal<sup>3</sup>, M. Agathos<sup>12,13</sup>, K. Agatsuma<sup>14</sup>, N. Aggarwal<sup>15</sup>, O. D. Aguiar<sup>16</sup>, L. Aiello<sup>17,18,19</sup>, A. Ain<sup>20,21</sup>, P. Ajith<sup>22</sup>, T. Akutsu<sup>23,24</sup>, K. M. Aleman<sup>25</sup>, G. Allen<sup>5,27</sup>, A. Allocca<sup>5,27</sup>, P. A. Altin<sup>9</sup>, A. Amato<sup>28</sup>, S. Anand<sup>1</sup>, A. Ananyeva<sup>1</sup>, S. B. Anderson<sup>1</sup>, W. G. Anderson<sup>29</sup>, M. Ando<sup>30,31</sup>, S. V. Angelova<sup>32</sup>, S. Ansoldi<sup>33,34</sup>, J. M. Antelis<sup>35</sup>, S. Antier<sup>36</sup>, S. Appert<sup>1</sup>, Koya Arai<sup>37</sup>, Koji Arai<sup>1</sup>, Y. Arai<sup>37</sup>, S. Araki<sup>38</sup>, A. Araya<sup>39</sup>, M. C. Araya<sup>1</sup>, J. S. Areeda<sup>25</sup>, M. Arène<sup>36</sup>, N. Aritomi<sup>30</sup>, N. Arnaud<sup>40,41</sup>, S. M. Aronson<sup>42</sup>, K. G. Arun<sup>43</sup>, H. Asada<sup>44</sup>, Y. Asali<sup>45</sup>, G. Ashton<sup>6</sup>, Y. Aso<sup>46,47</sup>, S. M. Aston<sup>8</sup>, P. Astone<sup>48</sup>, F. Aubin<sup>49</sup>, P. Aufmuth<sup>10,11</sup>, K. AultONeal<sup>35</sup>, C. Austin<sup>2</sup>, S. Babak<sup>36</sup>, F. Badaracco<sup>18,19</sup>, M. K. M. Bader<sup>50</sup>, S. Bae<sup>51</sup>, Y. Bae<sup>52</sup>, A. M. Baer<sup>7</sup>, S. Bagnasco<sup>53</sup>, Y. Bai<sup>1</sup>, L. Baiotti<sup>54</sup>, J. Baird<sup>36</sup>, R. Bajpai<sup>55</sup>, M. Ball<sup>56</sup>, G. Ballardini<sup>41</sup>, S. W. Ballmer<sup>57</sup>, M. Bals<sup>35</sup>, A. Balsamo<sup>7</sup>, G. Baltus<sup>58</sup>, S. Banagiri<sup>59</sup>, D. Bankar<sup>3</sup>, R. S. Bankar<sup>3</sup>, J. C. Barayoga<sup>1</sup>, C. Barbieri<sup>60,61,62</sup>, B. C. Barish<sup>1</sup>, D. Barker<sup>63</sup>, P. Barneo<sup>64</sup>, S. Barnum<sup>65</sup>, F. Barone<sup>5,66</sup>, B. Barr<sup>67</sup>, L. Barsotti<sup>65</sup>, M. Barsuglia<sup>36</sup>, D. Barta<sup>68</sup>, J. Bartlett<sup>63</sup>, M. A. Barton<sup>23,67</sup>, I. Bartos<sup>42</sup>, R. Bassiri<sup>69</sup>, A. Basti<sup>20,21</sup>, M. Bawaj<sup>70,71</sup>, J. C. Bayley<sup>67</sup>, A. C. Baylor<sup>29</sup>, M. Bazzan<sup>72,73</sup>, B. Bécsy<sup>74</sup>, V. M. Bedakihalé<sup>75</sup>, M. Bejger<sup>76</sup>, I. Belahcene<sup>40</sup>, V. Benedetto<sup>77</sup>, D. Beniwal<sup>78</sup>, M. G. Benjamin<sup>35</sup>, T. F. Bennett<sup>79</sup>, J. D. Bentley<sup>14</sup>, M. BenYaala<sup>32</sup>, F. Bergamin<sup>10,11</sup>, B. K. Berger<sup>69</sup>, S. Bernuzzi<sup>13</sup>, D. Bersanetti<sup>80</sup>, A. Bertolini<sup>81</sup>, J. Betzwieser<sup>8</sup>, R. Bhandare<sup>81</sup>, A. V. Bhandari<sup>3</sup>, D. Bhattacharjee<sup>82</sup>, S. Bhaumik<sup>42</sup>, J. Bidler<sup>25</sup>, I. A. Bilenko<sup>83</sup>, G. Billingsley<sup>1</sup>, R. Birney<sup>84</sup>, O. Birnholtz<sup>85</sup>, S. Biscans<sup>1,65</sup>, M. Bischl<sup>86,87</sup>, S. Biscoveanu<sup>65</sup>, A. Bisht<sup>10,11</sup>, B. Biswas<sup>3</sup>, M. Bitossi<sup>20,41</sup>, M.-A. Bizouard<sup>88</sup>, J. K. Blackburn<sup>1</sup>, J. Blackman<sup>89</sup>, C. D. Blair<sup>8,90</sup>, D. G. Blair<sup>90</sup>, R. M. Blair<sup>63</sup>, F. Bobba<sup>91,92</sup>, N. Bode<sup>10,11</sup>, M. Boer<sup>88</sup>, G. Bogaert<sup>88</sup>, M. Boldrini<sup>48,93</sup>, F. Bondu<sup>94</sup>, E. Bonilla<sup>69</sup>, R. Bonnand<sup>49</sup>, P. Booker<sup>10,11</sup>, B. A. Boom<sup>50</sup>, R. Bork<sup>1</sup>, V. Boschi<sup>20</sup>, N. Bose<sup>95</sup>, S. Bose<sup>3</sup>, V. Bossilkov<sup>90</sup>, V. Boudart<sup>58</sup>, Y. Bouffanais<sup>72,73</sup>, A. Bozzi<sup>41</sup>, C. Bradaschia<sup>20</sup>, P. R. Brady<sup>29</sup>, A. Bramley<sup>8</sup>, A. Branch<sup>8</sup>, M. Branchesi<sup>18,19</sup>, J. E. Brau<sup>56</sup>, M. Breschi<sup>13</sup>, T. Briant<sup>96</sup>, J. H. Briggs<sup>67</sup>, A. Brillet<sup>88</sup>, M. Brinkmann<sup>10,11</sup>, P. Brockill<sup>29</sup>, A. F. Brooks<sup>1</sup>, J. Brooks<sup>41</sup>, D. D. Brown<sup>78</sup>, S. Brunett<sup>1</sup>, G. Bruno<sup>97</sup>, R. Bruntz<sup>7</sup>, J. Bryant<sup>14</sup>, A. Buikema<sup>65</sup>, T. Bulik<sup>98</sup>, H. J. Bulten<sup>50,99</sup>, A. Buonanno<sup>100,101</sup>, R. Busicchio<sup>14</sup>, D. Buskulic<sup>49</sup>, R. L. Byer<sup>69</sup>, L. Cadonati<sup>102</sup>, M. Caesar<sup>103</sup>, G. Cagnoli<sup>28</sup>, C. Cahillane<sup>1</sup>, H. W. Cain III<sup>2</sup>, J. Calderón Bustillo<sup>104</sup>, J. D. Callaghan<sup>67</sup>, T. A. Callister<sup>105,106</sup>, E. Calloni<sup>5,27</sup>, J. B. Camp<sup>107</sup>, M. Canepa<sup>80,108</sup>, M. Cannavacciuolo<sup>91</sup>, K. C. Cannon<sup>31</sup>, H. Cao<sup>78</sup>, J. Cao<sup>109</sup>, Z. Cao<sup>110</sup>, E. Capocasa<sup>23</sup>, E. Capote<sup>25</sup>, G. Carapella<sup>91,92</sup>, F. Carbognani<sup>41</sup>, J. B. Carlin<sup>111</sup>, M. F. Carney<sup>15</sup>, M. Carpinelli<sup>112,113</sup>, G. Carullo<sup>20,21</sup>, T. L. Carver<sup>17</sup>, J. Casanueva Diaz<sup>41</sup>, C. Casentini<sup>114,115</sup>, G. Castaldi<sup>116</sup>, S. Caudill<sup>50,117</sup>, M. Cavaglia<sup>82</sup>, F. Cavalier<sup>40</sup>, R. Cavalieri<sup>41</sup>, G. Cella<sup>20</sup>, P. Cerdá-Durán<sup>118</sup>, E. Cesarini<sup>115</sup>, W. Chaibi<sup>88</sup>, K. Chakravarti<sup>3</sup>, B. Champion<sup>119</sup>, C.-H. Chan<sup>120</sup>, C. Chan<sup>31</sup>, C. L. Chan<sup>104</sup>, M. Chan<sup>121</sup>, K. Chandra<sup>95</sup>, P. Chaniãl<sup>41</sup>, S. Chao<sup>120</sup>, P. Charlton<sup>122</sup>, E. A. Chase<sup>15</sup>, E. Chassande-Mottin<sup>36</sup>, D. Chatterjee<sup>29</sup>, M. Chaturvedi<sup>81</sup>, A. Chen<sup>104</sup>, C. Chen<sup>123,124</sup>, H. Y. Chen<sup>125</sup>, J. Chen<sup>120</sup>, K. Chen<sup>126</sup>, X. Chen<sup>90</sup>, Y.-B. Chen<sup>89</sup>, Y.-R. Chen<sup>124</sup>, Z. Chen<sup>17</sup>, H. Cheng<sup>42</sup>, C. K. Cheong<sup>104</sup>, H. Y. Cheung<sup>104</sup>, H. Y. Chia<sup>42</sup>, F. Chiadini<sup>92,127</sup>, C.-Y. Chiang<sup>128</sup>, R. Chierici<sup>129</sup>, A. Chincarini<sup>80</sup>, M. L. Chiofalo<sup>20,21</sup>, A. Chiummo<sup>41</sup>, G. Cho<sup>130</sup>, H. S. Cho<sup>131</sup>, S. Choate<sup>103</sup>, R. K. Choudhary<sup>90</sup>, S. Choudhary<sup>3</sup>, N. Christensen<sup>88</sup>, H. Chu<sup>126</sup>, Q. Chu<sup>90</sup>, Y.-K. Chu<sup>128</sup>, S. Chua<sup>96</sup>, K. W. Chung<sup>132</sup>, G. Ciani<sup>72,73</sup>, P. Cieciela<sup>76</sup>, M. Cieřlar<sup>76</sup>, M. Cifaldi<sup>114,115</sup>, A. A. Ciobanu<sup>78</sup>, R. Ciolfi<sup>73,133</sup>, F. Cipriano<sup>88</sup>, A. Cirone<sup>80,108</sup>, F. Clara<sup>63</sup>, E. N. Clark<sup>134</sup>, J. A. Clark<sup>102</sup>, L. Clarke<sup>135</sup>, P. Clearwater<sup>111</sup>, S. Clesse<sup>136</sup>, F. Cleva<sup>88</sup>, E. Coccia<sup>18,19</sup>, P.-F. Cohadon<sup>96</sup>, D. E. Cohen<sup>40</sup>, L. Cohen<sup>2</sup>, M. Colleoni<sup>137</sup>, C. G. Collette<sup>138</sup>, M. Colpi<sup>60,61</sup>, C. M. Compton<sup>63</sup>, M. Constancio, Jr.<sup>16</sup>, L. Conti<sup>73</sup>, S. J. Cooper<sup>14</sup>, P. Corban<sup>8</sup>, T. R. Corbitt<sup>2</sup>, I. Cordero-Carrión<sup>139</sup>, S. Corezzi<sup>70,71</sup>, K. R. Corley<sup>45</sup>, N. Cornish<sup>74</sup>, D. Corre<sup>40</sup>, A. Corsi<sup>140</sup>, S. Cortese<sup>41</sup>, C. A. Costa<sup>16</sup>, R. Cotesta<sup>101</sup>, M. W. Coughlin<sup>59</sup>, S. B. Coughlin<sup>15,17</sup>, J.-P. Coulon<sup>88</sup>, S. T. Countryman<sup>45</sup>, B. Cousins<sup>141</sup>, P. Couvares<sup>1</sup>, P. B. Covas<sup>137</sup>, D. M. Coward<sup>90</sup>, M. J. Cowart<sup>8</sup>, D. C. Coyne<sup>1</sup>, R. Coyne<sup>142</sup>, J. D. E. Creighton<sup>29</sup>, T. D. Creighton<sup>143</sup>, A. W. Criswell<sup>59</sup>, M. Croquette<sup>96</sup>, S. G. Crowder<sup>144</sup>, J. R. Cudell<sup>58</sup>, T. J. Cullen<sup>2</sup>, A. Cumming<sup>67</sup>, R. Cummings<sup>67</sup>, E. Cuoco<sup>20,41,145</sup>, M. Curylo<sup>98</sup>, T. Dal Canton<sup>40,101</sup>, G. Dálya<sup>146</sup>, A. Dana<sup>69</sup>, L. M. DaneshgaranBajastani<sup>79</sup>, B. D'Angelo<sup>80,108</sup>, S. L. Danilishin<sup>147</sup>, S. D'Antonio<sup>115</sup>, K. Danzmann<sup>10,11</sup>, C. Darsow-Fromm<sup>148</sup>, A. Dasgupta<sup>75</sup>, L. E. H. Datrier<sup>67</sup>, V. Dattilo<sup>41</sup>, I. Dave<sup>81</sup>, M. Davier<sup>40</sup>, G. S. Davies<sup>149,150</sup>, D. Davis<sup>1</sup>, E. J. Daw<sup>151</sup>, R. Dean<sup>103</sup>, D. DeBra<sup>69</sup>, M. Deenadayalan<sup>3</sup>, J. Degallaix<sup>152</sup>, M. De Laurentis<sup>5,27</sup>, S. Deléglise<sup>96</sup>, V. Del Favero<sup>119</sup>, F. De Lillo<sup>97</sup>, N. De Lillo<sup>67</sup>, W. Del Pozzo<sup>20,21</sup>, L. M. DeMarchi<sup>15</sup>, F. De Matteis<sup>114,115</sup>, V. D'Emilio<sup>17</sup>, N. Demos<sup>65</sup>, T. Dent<sup>149</sup>, A. Depasse<sup>97</sup>, R. De Pietri<sup>153,154</sup>, R. De Rosa<sup>5,27</sup>, C. De Rossi<sup>41</sup>, R. DeSalvo<sup>116</sup>, R. De Simone<sup>127</sup>, S. Dhurandhar<sup>3</sup>, M. C. Díaz<sup>143</sup>, M. Diaz-Ortiz, Jr.<sup>42</sup>, N. A. Didio<sup>57</sup>, T. Dietrich<sup>101</sup>, L. Di Fiore<sup>5</sup>, C. Di Fronzo<sup>14</sup>, C. Di Giorgio<sup>91,92</sup>, F. Di Giovanni<sup>118</sup>, T. Di Girolamo<sup>5,27</sup>, A. Di Lieto<sup>20,21</sup>, B. Ding<sup>138</sup>, S. Di Pace<sup>48,93</sup>, I. Di Palma<sup>48,93</sup>, F. Di Renzo<sup>20,21</sup>, A. K. Divakarla<sup>42</sup>, A. Dmitriev<sup>14</sup>, Z. Doctor<sup>56</sup>, L. D'Onofrio<sup>5,27</sup>, F. Donovan<sup>65</sup>, K. L. Dooley<sup>17</sup>, S. Doravari<sup>3</sup>, O. Dorosh<sup>155</sup>, I. Dorrington<sup>17</sup>, M. Drago<sup>18,19</sup>, J. C. Driggers<sup>63</sup>, Y. Drori<sup>1</sup>, Z. Du<sup>109</sup>, J.-G. Ducoin<sup>40</sup>, P. Dupej<sup>67</sup>, O. Durante<sup>91,92</sup>, D. D'Urso<sup>112,113</sup>, P.-A. Duverne<sup>40</sup>, S. E. Dwyer<sup>63</sup>, P. J. Easter<sup>6</sup>, M. Ebersold<sup>156</sup>, G. Eddolls<sup>67</sup>, B. Edelman<sup>56</sup>, T. B. Edo<sup>1,151</sup>, O. Edy<sup>150</sup>, A. Effler<sup>8</sup>, S. Eguchi<sup>121</sup>, J. Eichholz<sup>9</sup>, S. S. Eikenberry<sup>42</sup>, M. Eisenmann<sup>49</sup>, R. A. Eisenstein<sup>65</sup>, A. Ejlli<sup>17</sup>, Y. Enomoto<sup>30</sup>, L. Errico<sup>5,27</sup>, R. C. Essick<sup>125</sup>, H. Estellés<sup>137</sup>, D. Estevez<sup>157</sup>, Z. Etienne<sup>158</sup>, T. Etzel<sup>1</sup>, M. Evans<sup>65</sup>, T. M. Evans<sup>8</sup>, B. E. Ewing<sup>141</sup>, V. Fafone<sup>18,114,115</sup>, H. Fair<sup>57</sup>, S. Fairhurst<sup>17</sup>, X. Fan<sup>109</sup>, A. M. Farah<sup>125</sup>, S. Farinon<sup>80</sup>, B. Farr<sup>56</sup>, W. M. Farr<sup>105,106</sup>, N. W. Farrow<sup>6</sup>, E. J. Fauchon-Jones<sup>17</sup>, M. Favata<sup>159</sup>, M. Fays<sup>58,151</sup>, M. Fazio<sup>160</sup>, J. Feicht<sup>1</sup>, M. M. Fejer<sup>69</sup>, F. Feng<sup>36</sup>,

E. Fenyvesi<sup>68,161</sup>, D. L. Ferguson<sup>102</sup>, A. Fernandez-Galiana<sup>65</sup>, I. Ferrante<sup>20,21</sup>, T. A. Ferreira<sup>16</sup>, F. Fidecaro<sup>20,21</sup>, P. Figura<sup>98</sup>, I. Fiori<sup>41</sup>, M. Fishbach<sup>15,125</sup>, R. P. Fisher<sup>7</sup>, J. M. Fishner<sup>65</sup>, R. Fittipaldi<sup>92,162</sup>, V. Fiumara<sup>92,163</sup>, R. Flamini<sup>23,49</sup>, E. Floden<sup>59</sup>, E. Flynn<sup>25</sup>, H. Fong<sup>31</sup>, J. A. Font<sup>118,164</sup>, B. Fornal<sup>165</sup>, P. W. F. Forsyth<sup>9</sup>, A. Franke<sup>148</sup>, S. Frasca<sup>48,93</sup>, F. Frasconi<sup>20</sup>, C. Frederick<sup>166</sup>, Z. Frei<sup>146</sup>, A. Freise<sup>167</sup>, R. Frey<sup>56</sup>, P. Fritschel<sup>65</sup>, V. V. Frolov<sup>8</sup>, G. G. Fronzè<sup>53</sup>, Y. Fujii<sup>168</sup>, Y. Fujikawa<sup>169</sup>, M. Fukunaga<sup>37</sup>, M. Fukushima<sup>24</sup>, P. Fulda<sup>42</sup>, M. Fyffe<sup>8</sup>, H. A. Gabbard<sup>67</sup>, B. U. Gadre<sup>101</sup>, S. M. Gaebel<sup>14</sup>, J. R. Gair<sup>101</sup>, J. Gais<sup>104</sup>, S. Galaudage<sup>6</sup>, R. Gamba<sup>13</sup>, D. Ganapathy<sup>65</sup>, A. Ganguly<sup>22</sup>, D. Gao<sup>170</sup>, S. G. Gaonkar<sup>3</sup>, B. Garaventa<sup>80,108</sup>, C. García-Núñez<sup>84</sup>, C. García-Quirós<sup>137</sup>, F. Garufi<sup>5,27</sup>, B. Gateley<sup>63</sup>, S. Gaudio<sup>35</sup>, V. Gayathri<sup>42</sup>, G. Ge<sup>170</sup>, G. Gemme<sup>80</sup>, A. Gennai<sup>20</sup>, J. George<sup>81</sup>, L. Gergely<sup>171</sup>, P. Gewecke<sup>148</sup>, S. Ghonge<sup>102</sup>, Abhirup. Ghosh<sup>101</sup>, Archisman Ghosh<sup>172</sup>, Shaon Ghosh<sup>29,159</sup>, Shrobana Ghosh<sup>17</sup>, Sourath Ghosh<sup>42</sup>, B. Giacomazzo<sup>60,61,62</sup>, L. Giacoppo<sup>48,93</sup>, J. A. Giaime<sup>2,8</sup>, K. D. Giardino<sup>8</sup>, D. R. Gibson<sup>84</sup>, C. Gier<sup>32</sup>, M. Giesler<sup>89</sup>, P. Giri<sup>20,21</sup>, F. Gissi<sup>77</sup>, J. Glanzer<sup>2</sup>, A. E. Gleckl<sup>25</sup>, P. Godwin<sup>141</sup>, E. Goetz<sup>173</sup>, R. Goetz<sup>42</sup>, N. Gohlke<sup>10,11</sup>, B. Goncharov<sup>6</sup>, G. González<sup>2</sup>, A. Gopakumar<sup>174</sup>, M. Gosselin<sup>41</sup>, R. Gouaty<sup>49</sup>, B. Grace<sup>9</sup>, A. Grado<sup>5,175</sup>, M. Granata<sup>152</sup>, V. Granata<sup>91</sup>, A. Grant<sup>67</sup>, S. Gras<sup>65</sup>, P. Grassia<sup>1</sup>, C. Gray<sup>63</sup>, R. Gray<sup>67</sup>, G. Greco<sup>70</sup>, A. C. Green<sup>42</sup>, R. Green<sup>17</sup>, A. M. Gretarsson<sup>35</sup>, E. M. Gretarsson<sup>35</sup>, D. Griffith<sup>1</sup>, W. Griffiths<sup>17</sup>, H. L. Griggs<sup>102</sup>, G. Grignani<sup>70,71</sup>, A. Grimaldi<sup>176,177</sup>, E. Grimes<sup>35</sup>, S. J. Grimm<sup>18,19</sup>, H. Grote<sup>17</sup>, S. Grunewald<sup>101</sup>, P. Gruning<sup>40</sup>, J. G. Guerrero<sup>25</sup>, G. M. Guidi<sup>86,87</sup>, A. R. Guimaraes<sup>2</sup>, G. Guixé<sup>64</sup>, H. K. Gulati<sup>75</sup>, H.-K. Guo<sup>165</sup>, Y. Guo<sup>50</sup>, Anchal Gupta<sup>1</sup>, Anuradha Gupta<sup>178</sup>, P. Gupta<sup>50,117</sup>, E. K. Gustafson<sup>1</sup>, R. Gustafson<sup>179</sup>, F. Guzman<sup>134</sup>, S. Ha<sup>180</sup>, L. Haegel<sup>36</sup>, A. Hagiwara<sup>37,181</sup>, S. Haino<sup>128</sup>, O. Halim<sup>34,182</sup>, E. D. Hall<sup>65</sup>, E. Z. Hamilton<sup>17</sup>, G. Hammond<sup>67</sup>, W.-B. Han<sup>183</sup>, M. Haney<sup>156</sup>, J. Hanks<sup>63</sup>, C. Hanna<sup>141</sup>, M. D. Hannam<sup>17</sup>, O. A. Hannuksela<sup>50,104,117</sup>, H. Hansen<sup>63</sup>, T. J. Hansen<sup>35</sup>, J. Hanson<sup>8</sup>, T. Harder<sup>88</sup>, T. Hardwick<sup>2</sup>, K. Haris<sup>22,50,117</sup>, J. Harms<sup>18,19</sup>, G. M. Harry<sup>184</sup>, I. W. Harry<sup>150</sup>, D. Hartwig<sup>148</sup>, K. Hasegawa<sup>37</sup>, B. Haskell<sup>76</sup>, R. K. Hasskew<sup>8</sup>, C.-J. Haster<sup>65</sup>, K. Hattori<sup>185</sup>, K. Haughian<sup>67</sup>, H. Hayakawa<sup>186</sup>, K. Hayama<sup>121</sup>, F. J. Hayes<sup>67</sup>, J. Healy<sup>119</sup>, A. Heidmann<sup>96</sup>, M. C. Heintze<sup>8</sup>, J. Heinze<sup>10,11</sup>, J. Heinzl<sup>187</sup>, H. Heitmann<sup>88</sup>, F. Hellman<sup>188</sup>, P. Hello<sup>40</sup>, A. F. Helmling-Cornell<sup>56</sup>, G. Hemming<sup>41</sup>, M. Hendry<sup>67</sup>, I. S. Heng<sup>67</sup>, E. Hennes<sup>50</sup>, J. Hennig<sup>10,11</sup>, M. H. Hennig<sup>10,11</sup>, F. Hernandez Vivanco<sup>6</sup>, M. Heurs<sup>10,11</sup>, S. Hild<sup>50,147</sup>, P. Hill<sup>32</sup>, Y. Himemoto<sup>189</sup>, A. S. Hines<sup>134</sup>, Y. Hiranuma<sup>190</sup>, N. Hirata<sup>23</sup>, E. Hirose<sup>37</sup>, W. C. G. Ho<sup>191</sup>, S. Hochheim<sup>10,11</sup>, D. Hofman<sup>152</sup>, J. N. Hohmann<sup>148</sup>, A. M. Holgado<sup>26</sup>, N. A. Holland<sup>9</sup>, I. J. Hollows<sup>151</sup>, Z. J. Holmes<sup>78</sup>, K. Holt<sup>8</sup>, D. E. Holz<sup>125</sup>, Z. Hong<sup>192</sup>, P. Hopkins<sup>17</sup>, J. Hough<sup>67</sup>, E. J. Howell<sup>90</sup>, C. G. Hoy<sup>17</sup>, D. Hoyland<sup>14</sup>, A. Hreibi<sup>10,11</sup>, B.-H. Hsieh<sup>37</sup>, Y. Hsu<sup>120</sup>, G.-Z. Huang<sup>192</sup>, H.-Y. Huang<sup>128</sup>, P. Huang<sup>170</sup>, Y.-C. Huang<sup>124</sup>, Y.-J. Huang<sup>128</sup>, Y.-W. Huang<sup>65</sup>, M. T. Hübner<sup>6</sup>, A. D. Huddart<sup>135</sup>, E. A. Huerta<sup>26</sup>, B. Hughey<sup>35</sup>, D. C. Y. Hui<sup>193</sup>, V. Hui<sup>49</sup>, S. Husa<sup>137</sup>, S. H. Huttner<sup>67</sup>, R. Huxford<sup>141</sup>, T. Huynh-Dinh<sup>8</sup>, S. Ide<sup>194</sup>, B. Idzkowski<sup>98</sup>, A. Iess<sup>114,115</sup>, B. Ikenoue<sup>24</sup>, S. Imam<sup>192</sup>, K. Inayoshi<sup>195</sup>, H. Inchauspe<sup>42</sup>, C. Ingram<sup>78</sup>, Y. Inoue<sup>126</sup>, G. Intini<sup>48,93</sup>, K. Ioka<sup>196</sup>, M. Isi<sup>65</sup>, K. Isleif<sup>148</sup>, K. Ito<sup>197</sup>, Y. Itoh<sup>198,199</sup>, B. R. Iyer<sup>22</sup>, K. Izumi<sup>200</sup>, V. JaberianHamedan<sup>90</sup>, T. Jacqmin<sup>96</sup>, S. J. Jadhav<sup>201</sup>, S. P. Jadhav<sup>3</sup>, A. L. James<sup>17</sup>, A. Z. Jan<sup>119</sup>, K. Jani<sup>102</sup>, K. Janssens<sup>202</sup>, N. N. Janthaler<sup>201</sup>, P. Jaranowski<sup>203</sup>, D. Jariwala<sup>42</sup>, R. Jaume<sup>137</sup>, A. C. Jenkins<sup>132</sup>, C. Jeon<sup>204</sup>, M. Jeunon<sup>59</sup>, W. Jia<sup>65</sup>, J. Jiang<sup>42</sup>, H.-B. Jin<sup>205,206</sup>, G. R. Johns<sup>7</sup>, A. W. Jones<sup>90</sup>, D. I. Jones<sup>207</sup>, J. D. Jones<sup>63</sup>, P. Jones<sup>14</sup>, R. Jones<sup>67</sup>, R. J. G. Jonker<sup>50</sup>, L. Ju<sup>90</sup>, K. Jung<sup>180</sup>, P. Jung<sup>186</sup>, J. Junker<sup>10,11</sup>, K. Kaihotsu<sup>197</sup>, T. Kajita<sup>208</sup>, M. Kakizaki<sup>185</sup>, C. V. Kalaghatgi<sup>17</sup>, V. Kalogera<sup>15</sup>, B. Kamai<sup>1</sup>, M. Kamiizumi<sup>186</sup>, N. Kanda<sup>198,199</sup>, S. Kandhasamy<sup>3</sup>, G. Kang<sup>51</sup>, J. B. Kanner<sup>1</sup>, Y. Kao<sup>120</sup>, S. J. Kapadia<sup>22</sup>, D. P. Kapasi<sup>9</sup>, C. Karathanasis<sup>209</sup>, S. Karki<sup>82</sup>, R. Kashyap<sup>141</sup>, M. Kasprzak<sup>1</sup>, W. Kastaun<sup>10,11</sup>, S. Katsanevas<sup>41</sup>, E. Katsavounidis<sup>65</sup>, W. Katzman<sup>8</sup>, T. Kaur<sup>90</sup>, K. Kawabe<sup>63</sup>, K. Kawaguchi<sup>37</sup>, N. Kawai<sup>210</sup>, T. Kawasaki<sup>30</sup>, F. Kéfélian<sup>88</sup>, D. Keitel<sup>137</sup>, J. S. Key<sup>211</sup>, S. Khadka<sup>69</sup>, F. Y. Khalili<sup>83</sup>, I. Khan<sup>18,115</sup>, S. Khan<sup>17</sup>, E. A. Khazanov<sup>212</sup>, N. Khetan<sup>18,19</sup>, M. Khursheed<sup>81</sup>, N. Kijbunchoo<sup>9</sup>, C. Kim<sup>204,213</sup>, J. C. Kim<sup>214</sup>, J. Kim<sup>215</sup>, K. Kim<sup>216</sup>, W. S. Kim<sup>52</sup>, Y.-M. Kim<sup>180</sup>, C. Kimball<sup>15</sup>, N. Kimura<sup>181</sup>, P. J. King<sup>63</sup>, M. Kinley-Hanlon<sup>67</sup>, R. Kirchoff<sup>10,11</sup>, J. S. Kissel<sup>63</sup>, N. Kita<sup>30</sup>, H. Kitazawa<sup>197</sup>, L. Kleybolte<sup>148</sup>, S. Klimenko<sup>42</sup>, A. M. Knee<sup>173</sup>, T. D. Knowles<sup>158</sup>, E. Knyazev<sup>65</sup>, P. Koch<sup>10,11</sup>, G. Koekoek<sup>50,147</sup>, Y. Kojima<sup>217</sup>, K. Kokeyama<sup>186</sup>, S. Koley<sup>50</sup>, P. Kolitsidou<sup>17</sup>, M. Kolstein<sup>209</sup>, K. Komori<sup>30,65</sup>, V. Kondrashov<sup>1</sup>, A. K. H. Kong<sup>124</sup>, A. Kontos<sup>218</sup>, N. Koper<sup>10,11</sup>, M. Korobko<sup>148</sup>, K. Kotake<sup>121</sup>, M. Kovalam<sup>90</sup>, D. B. Kozak<sup>1</sup>, C. Kozakai<sup>46</sup>, R. Kozu<sup>219</sup>, V. Kringel<sup>10,11</sup>, N. V. Krishnendu<sup>10,11</sup>, A. Królak<sup>155,220</sup>, G. Kuehn<sup>10,11</sup>, F. Kuei<sup>120</sup>, A. Kumar<sup>201</sup>, P. Kumar<sup>221</sup>, Rahul Kumar<sup>63</sup>, Rakesh Kumar<sup>75</sup>, J. Kume<sup>31</sup>, K. Kuns<sup>65</sup>, C. Kuo<sup>126</sup>, H.-S. Kuo<sup>192</sup>, Y. Kuromiya<sup>197</sup>, S. Kuroyanagi<sup>222</sup>, K. Kusayanagi<sup>210</sup>, K. Kwak<sup>180</sup>, S. Kwang<sup>29</sup>, D. Laghi<sup>20,21</sup>, E. Lalande<sup>223</sup>, T. L. Lam<sup>104</sup>, A. Lamberts<sup>88,224</sup>, M. Landry<sup>63</sup>, B. B. Lane<sup>65</sup>, R. N. Lang<sup>65</sup>, J. Lange<sup>119,225</sup>, B. Lantz<sup>69</sup>, I. La Rosa<sup>49</sup>, A. Lartaux-Vollard<sup>40</sup>, P. D. Lasky<sup>6</sup>, M. Laxen<sup>8</sup>, A. Lazzarini<sup>1</sup>, C. Lazzaro<sup>72,73</sup>, P. Leaci<sup>48,93</sup>, S. Leavey<sup>10,11</sup>, Y. K. Lecoeuche<sup>63</sup>, H. K. Lee<sup>226</sup>, H. M. Lee<sup>216</sup>, H. W. Lee<sup>214</sup>, J. Lee<sup>130</sup>, K. Lee<sup>69</sup>, R. Lee<sup>124</sup>, J. Lehmann<sup>10,11</sup>, A. Lemaître<sup>227</sup>, E. Leon<sup>25</sup>, M. Leonardi<sup>23</sup>, N. Leroy<sup>40</sup>, N. Letendre<sup>49</sup>, Y. Levin<sup>6</sup>, J. N. Leviton<sup>179</sup>, A. K. Y. Li<sup>1</sup>, B. Li<sup>120</sup>, J. Li<sup>15</sup>, K. L. Li<sup>124</sup>, T. G. F. Li<sup>104</sup>, X. Li<sup>89</sup>, C. -Y. Lin<sup>228</sup>, F. -K. Lin<sup>128</sup>, F. -L. Lin<sup>192</sup>, H. L. Lin<sup>126</sup>, L. C.-C. Lin<sup>180</sup>, F. Linde<sup>50,229</sup>, S. D. Linker<sup>79</sup>, J. N. Linley<sup>67</sup>, T. B. Littenberg<sup>230</sup>, G. C. Liu<sup>123</sup>, J. Liu<sup>10,11</sup>, K. Liu<sup>120</sup>, X. Liu<sup>29</sup>, M. Llorens-Monteaudo<sup>118</sup>, R. K. L. Lo<sup>1</sup>, A. Lockwood<sup>231</sup>, M. L. Lollie<sup>2</sup>, L. T. London<sup>65</sup>, A. Longo<sup>232,233</sup>, D. Lopez<sup>156</sup>, M. Lorenzini<sup>114,115</sup>, V. Lorette<sup>234</sup>, M. Lormand<sup>8</sup>, G. Losurdo<sup>20</sup>, J. D. Lough<sup>10,11</sup>, C. O. Lousto<sup>119</sup>, G. Lovelace<sup>25</sup>, H. Lück<sup>10,11</sup>, D. Lumaca<sup>114,115</sup>, A. P. Lundgren<sup>150</sup>, L.-W. Luo<sup>128</sup>, R. Macas<sup>17</sup>, M. MacInnis<sup>65</sup>, D. M. Macleod<sup>17</sup>, I. A. O. MacMillan<sup>1</sup>, A. Macquet<sup>88</sup>, I. Magaña Hernandez<sup>29</sup>, F. Magaña-Sandoval<sup>42</sup>, C. Magazzù<sup>20</sup>, R. M. Magee<sup>141</sup>, R. Maggiore<sup>14</sup>, E. Majorana<sup>48,93</sup>, I. Maksimovic<sup>234</sup>, S. Maliakal<sup>1</sup>, A. Malik<sup>81</sup>, N. Man<sup>88</sup>, V. Mandic<sup>59</sup>, V. Mangano<sup>48,93</sup>, J. L. Mango<sup>235</sup>, G. L. Mansell<sup>63,65</sup>, M. Manske<sup>29</sup>, M. Mantovani<sup>41</sup>, M. Mapelli<sup>72,73</sup>, F. Marchesoni<sup>70,236</sup>, M. Marchio<sup>23</sup>, F. Marion<sup>49</sup>, Z. Mark<sup>89</sup>, S. Márka<sup>45</sup>, Z. Márka<sup>45</sup>, C. Markakis<sup>12</sup>, A. S. Markosyan<sup>69</sup>, A. Markowitz<sup>1</sup>, E. Maros<sup>1</sup>, A. Marquina<sup>139</sup>, S. Marsat<sup>36</sup>, F. Martelli<sup>86,87</sup>, I. W. Martin<sup>67</sup>, R. M. Martin<sup>159</sup>, M. Martinez<sup>209</sup>, V. Martinez<sup>28</sup>, K. Martinovic<sup>132</sup>, D. V. Martynov<sup>14</sup>, E. J. Marx<sup>65</sup>, H. Masalehdan<sup>148</sup>, K. Mason<sup>65</sup>, E. Massera<sup>151</sup>, A. Masserot<sup>49</sup>,

T. J. Massinger<sup>65</sup>, M. Masso-Reid<sup>67</sup>, S. Mastrogiovanni<sup>36</sup>, A. Matas<sup>101</sup>, M. Mateu-Lucena<sup>137</sup>, F. Matichard<sup>1,65</sup>,  
M. Matushechka<sup>10,11</sup>, N. Mavalvala<sup>65</sup>, J. J. McCann<sup>90</sup>, R. McCarthy<sup>63</sup>, D. E. McClelland<sup>9</sup>, P. McClincy<sup>141</sup>, S. McCormick<sup>8</sup>,  
L. McCuller<sup>65</sup>, G. I. McGhee<sup>67</sup>, S. C. McGuire<sup>237</sup>, C. McIsaac<sup>150</sup>, J. McIver<sup>173</sup>, D. J. McManus<sup>9</sup>, T. McRae<sup>9</sup>, S. T. McWilliams<sup>158</sup>,  
D. Meacher<sup>29</sup>, M. Mehmet<sup>10,11</sup>, A. K. Mehta<sup>101</sup>, A. Melatos<sup>111</sup>, D. A. Melchor<sup>25</sup>, G. Mendell<sup>63</sup>, A. Menendez-Vazquez<sup>209</sup>,  
C. S. Menoni<sup>160</sup>, R. A. Mercer<sup>29</sup>, L. Mereni<sup>152</sup>, K. Merfeld<sup>56</sup>, E. L. Merilh<sup>63</sup>, J. D. Merritt<sup>56</sup>, M. Merzougui<sup>88</sup>, S. Meshkov<sup>1,292</sup>,  
C. Messenger<sup>67</sup>, C. Messick<sup>225</sup>, P. M. Meyers<sup>111</sup>, F. Meylahn<sup>10,11</sup>, A. Mhaske<sup>3</sup>, A. Miani<sup>176,177</sup>, H. Miao<sup>14</sup>, I. Michaloliakos<sup>42</sup>,  
C. Michel<sup>152</sup>, Y. Michimura<sup>30</sup>, H. Middleton<sup>111</sup>, L. Milano<sup>27</sup>, A. L. Miller<sup>42,97</sup>, M. Millhouse<sup>111</sup>, J. C. Mills<sup>17</sup>, E. Milotti<sup>34,182</sup>,  
M. C. Milovich-Goff<sup>79</sup>, O. Minazzoli<sup>88,238</sup>, Y. Minenkov<sup>115</sup>, N. Mio<sup>239</sup>, Ll. M. Mir<sup>209</sup>, A. Mishkin<sup>42</sup>, C. Mishra<sup>240</sup>, T. Mishra<sup>42</sup>,  
T. Mistry<sup>151</sup>, S. Mitra<sup>3</sup>, V. P. Mitrofanov<sup>83</sup>, G. Mitselmakher<sup>42</sup>, R. Mittleman<sup>65</sup>, O. Miyakawa<sup>186</sup>, A. Miyamoto<sup>198</sup>, Y. Miyazaki<sup>30</sup>,  
K. Miyo<sup>186</sup>, S. Miyoki<sup>186</sup>, Geoffrey Mo<sup>65</sup>, K. Mogushi<sup>82</sup>, S. R. P. Mohapatra<sup>65</sup>, S. R. Mohite<sup>29</sup>, I. Molina<sup>25</sup>, M. Molina-Ruiz<sup>188</sup>,  
M. Mondin<sup>79</sup>, M. Montani<sup>86,87</sup>, C. J. Moore<sup>14</sup>, D. Moraru<sup>63</sup>, F. Morawski<sup>76</sup>, A. More<sup>3</sup>, C. Moreno<sup>35</sup>, G. Moreno<sup>63</sup>, Y. Mori<sup>197</sup>,  
S. Morisaki<sup>31,37</sup>, Y. Moriwaki<sup>185</sup>, B. Mours<sup>157</sup>, C. M. Mow-Lowry<sup>14</sup>, S. Mozzon<sup>150</sup>, F. Muciaccia<sup>48,93</sup>, Arunava Mukherjee<sup>67,241</sup>,  
D. Mukherjee<sup>141</sup>, Soma Mukherjee<sup>143</sup>, Subroto Mukherjee<sup>75</sup>, N. Mukund<sup>10,11</sup>, A. Mullavey<sup>8</sup>, J. Munch<sup>78</sup>, E. A. Muñiz<sup>57</sup>,  
P. G. Murray<sup>67</sup>, R. Musenich<sup>80,108</sup>, S. L. Nadji<sup>10,11</sup>, K. Nagano<sup>200</sup>, S. Nagano<sup>242</sup>, A. Nagar<sup>53,243</sup>, K. Nakamura<sup>23</sup>, H. Nakano<sup>244</sup>,  
M. Nakano<sup>37</sup>, R. Nakashima<sup>210</sup>, Y. Nakayama<sup>185</sup>, I. Nardecchia<sup>114,115</sup>, T. Narikawa<sup>37</sup>, L. Naticchioni<sup>48</sup>, B. Nayak<sup>79</sup>,  
R. K. Nayak<sup>245</sup>, R. Negishi<sup>190</sup>, B. F. Neil<sup>90</sup>, J. Neilson<sup>77,92</sup>, G. Nelemans<sup>246</sup>, T. J. N. Nelson<sup>8</sup>, M. Nery<sup>10,11</sup>, A. Neunzert<sup>211</sup>,  
K. Y. Ng<sup>65</sup>, S. W. S. Ng<sup>78</sup>, C. Nguyen<sup>36</sup>, P. Nguyen<sup>56</sup>, T. Nguyen<sup>65</sup>, L. Nguyen Quynh<sup>247</sup>, W.-T. Ni<sup>170,205,248</sup>, S. A. Nichols<sup>2</sup>,  
A. Nishizawa<sup>31</sup>, S. Nissanke<sup>50,249</sup>, F. Nocera<sup>41</sup>, M. Noh<sup>173</sup>, M. Norman<sup>17</sup>, C. North<sup>17</sup>, S. Nozaki<sup>185</sup>, L. K. Nuttall<sup>150</sup>, J. Oberling<sup>63</sup>,  
B. D. O'Brien<sup>42</sup>, Y. Obuchi<sup>24</sup>, J. O'Dell<sup>135</sup>, W. Ogaki<sup>37</sup>, G. Oganesyan<sup>18,19</sup>, J. J. Oh<sup>52</sup>, K. Oh<sup>193</sup>, S. H. Oh<sup>52</sup>, M. Ohashi<sup>186</sup>,  
N. Ohishi<sup>46</sup>, M. Ohkawa<sup>169</sup>, F. Ohme<sup>10,11</sup>, H. Ohta<sup>31</sup>, M. A. Okada<sup>16</sup>, Y. Okutani<sup>194</sup>, K. Okutomi<sup>186</sup>, C. Olivetto<sup>41</sup>, K. Oohara<sup>190</sup>,  
C. Ooi<sup>30</sup>, R. Oram<sup>8</sup>, B. O'Reilly<sup>8</sup>, R. G. Ormiston<sup>59</sup>, N. D. Ormsby<sup>7</sup>, L. F. Ortega<sup>42</sup>, R. O'Shaughnessy<sup>119</sup>, E. O'Shea<sup>221</sup>,  
S. Oshino<sup>186</sup>, S. Ossokine<sup>101</sup>, C. Osthelder<sup>1</sup>, S. Otabe<sup>210</sup>, D. J. Ottaway<sup>78</sup>, H. Overmier<sup>8</sup>, A. E. Pace<sup>141</sup>, G. Pagano<sup>20,21</sup>,  
M. A. Page<sup>90</sup>, G. Pagliaroli<sup>18,19</sup>, A. Pai<sup>95</sup>, S. A. Pai<sup>81</sup>, J. R. Palamos<sup>56</sup>, O. Palashov<sup>212</sup>, C. Palomba<sup>48</sup>, K. Pan<sup>124</sup>, P. K. Panda<sup>201</sup>,  
H. Pang<sup>126</sup>, P. T. H. Pang<sup>50,117</sup>, C. Pankow<sup>15</sup>, F. Pannarale<sup>48,93</sup>, B. C. Pant<sup>81</sup>, F. Paoletti<sup>20</sup>, A. Paoli<sup>41</sup>, A. Paolone<sup>48,250</sup>, A. Parisi<sup>123</sup>,  
J. Park<sup>216</sup>, W. Parker<sup>8,237</sup>, D. Pascucci<sup>50</sup>, A. Pasqualetti<sup>41</sup>, R. Passaquieti<sup>20,21</sup>, D. Passuello<sup>20</sup>, M. Patel<sup>7</sup>, B. Patricelli<sup>20,41</sup>, E. Payne<sup>6</sup>,  
T. C. Pechsiri<sup>42</sup>, M. Pedraza<sup>1</sup>, M. Pegoraro<sup>73</sup>, A. Pele<sup>8</sup>, F. E. Peña Arellano<sup>186</sup>, S. Penn<sup>251</sup>, A. Perego<sup>176,177</sup>, A. Pereira<sup>28</sup>,  
T. Pereira<sup>252</sup>, C. J. Perez<sup>63</sup>, C. Périgois<sup>49</sup>, A. Perreca<sup>176,177</sup>, S. Perriès<sup>129</sup>, J. Petermann<sup>148</sup>, D. Pettersen<sup>1</sup>, H. P. Pfeiffer<sup>101</sup>,  
K. A. Pham<sup>59</sup>, K. S. Phukon<sup>3,50,229</sup>, O. J. Piccinni<sup>48</sup>, M. Pichot<sup>88</sup>, M. Piendibene<sup>20,21</sup>, F. Piergiovanni<sup>86,87</sup>, L. Pierini<sup>48,93</sup>,  
V. Pierre<sup>77,92</sup>, G. Pillant<sup>41</sup>, F. Pilo<sup>20</sup>, L. Pinard<sup>152</sup>, I. M. Pinto<sup>77,92,253,254</sup>, B. J. Piotrkowski<sup>29</sup>, K. Piotrkowski<sup>97</sup>, M. Pirello<sup>63</sup>,  
M. Pitkin<sup>255</sup>, E. Placidi<sup>48,93</sup>, W. Plastino<sup>232,233</sup>, C. Pluchar<sup>134</sup>, R. Poggiani<sup>20,21</sup>, E. Polini<sup>49</sup>, D. Y. T. Pong<sup>104</sup>, S. Ponrathnam<sup>3</sup>,  
P. Popolizio<sup>41</sup>, E. K. Porter<sup>36</sup>, J. Powell<sup>256</sup>, M. Pracchia<sup>49</sup>, T. Pradier<sup>157</sup>, A. K. Prajapati<sup>75</sup>, K. Prasai<sup>69</sup>, R. Prasanna<sup>201</sup>, G. Pratten<sup>14</sup>,  
T. Prestegard<sup>29</sup>, M. Principe<sup>77,92,253</sup>, G. A. Prodi<sup>177,257</sup>, L. Prokhorov<sup>14</sup>, P. Proposito<sup>114,115</sup>, L. Prudenzi<sup>101</sup>, A. Puecher<sup>50,117</sup>,  
M. Punturo<sup>70</sup>, F. Puosi<sup>20,21</sup>, P. Puppò<sup>48</sup>, M. Pürer<sup>101</sup>, H. Qi<sup>17</sup>, V. Quetschke<sup>143</sup>, P. J. Quinonez<sup>35</sup>, R. Quitzow-James<sup>82</sup>, F. J. Raab<sup>63</sup>,  
G. Raaijmakers<sup>50,249</sup>, H. Radkins<sup>63</sup>, N. Radulesco<sup>88</sup>, P. Raffai<sup>146</sup>, S. X. Rail<sup>223</sup>, S. Raja<sup>81</sup>, C. Rajan<sup>81</sup>, K. E. Ramirez<sup>143</sup>,  
T. D. Ramirez<sup>25</sup>, A. Ramos-Buades<sup>101</sup>, J. Rana<sup>141</sup>, P. Rapagnani<sup>48,93</sup>, U. D. Rapol<sup>258</sup>, B. Ratto<sup>35</sup>, V. Raymond<sup>17</sup>, N. Raza<sup>173</sup>,  
M. Razzano<sup>20,21</sup>, J. Read<sup>25</sup>, L. A. Rees<sup>184</sup>, T. Regimbau<sup>49</sup>, L. Rei<sup>80</sup>, S. Reid<sup>32</sup>, D. H. Reitze<sup>142</sup>, P. Relton<sup>17</sup>, P. Retegno<sup>53,259</sup>,  
F. Ricci<sup>48,93</sup>, C. J. Richardson<sup>35</sup>, J. W. Richardson<sup>1</sup>, L. Richardson<sup>134</sup>, P. M. Ricker<sup>26</sup>, G. Riemenschneider<sup>53,259</sup>, K. Riles<sup>179</sup>,  
M. Rizzo<sup>15</sup>, N. A. Robertson<sup>1,67</sup>, R. Robie<sup>1</sup>, F. Robinet<sup>40</sup>, A. Rocchi<sup>115</sup>, J. A. Rocha<sup>25</sup>, S. Rodriguez<sup>25</sup>, R. D. Rodriguez-Soto<sup>35</sup>,  
L. Rolland<sup>49</sup>, J. G. Rollins<sup>1</sup>, V. J. Roma<sup>56</sup>, M. Romanelli<sup>94</sup>, R. Romano<sup>4,5</sup>, C. L. Romel<sup>63</sup>, A. Romero<sup>209</sup>, I. M. Romero-Shaw<sup>6</sup>,  
J. H. Romie<sup>8</sup>, C. A. Rose<sup>29</sup>, D. Rosińska<sup>98</sup>, S. G. Rosofsky<sup>26</sup>, M. P. Ross<sup>231</sup>, S. Rowan<sup>67</sup>, S. J. Rowlinson<sup>14</sup>, Santosh Roy<sup>3</sup>,  
Soumen Roy<sup>260</sup>, D. Rozza<sup>112,113</sup>, P. Ruggi<sup>41</sup>, K. Ryan<sup>63</sup>, S. Sachdev<sup>141</sup>, T. Sadecki<sup>63</sup>, J. Sadiq<sup>149</sup>, N. Sago<sup>261</sup>, S. Saito<sup>24</sup>,  
Y. Saito<sup>186</sup>, K. Sakai<sup>262</sup>, Y. Sakai<sup>190</sup>, M. Sakellariadou<sup>132</sup>, Y. Sakuno<sup>121</sup>, O. S. Salafia<sup>60,61,62</sup>, L. Salconi<sup>41</sup>, M. Saleem<sup>43</sup>,  
F. Salemi<sup>176,177</sup>, A. Samajdar<sup>50,117</sup>, E. J. Sanchez<sup>1</sup>, J. H. Sanchez<sup>25</sup>, L. E. Sanchez<sup>1</sup>, N. Sanchis-Gual<sup>263</sup>, J. R. Sanders<sup>264</sup>,  
A. Sanuy<sup>64</sup>, T. R. Saravanan<sup>3</sup>, N. Sarin<sup>6</sup>, B. Sassolas<sup>152</sup>, H. Satari<sup>90</sup>, S. Sato<sup>265</sup>, T. Sato<sup>169</sup>, O. Sauter<sup>42,49</sup>, R. L. Savage<sup>63</sup>,  
V. Savant<sup>3</sup>, T. Sawada<sup>198</sup>, D. Sawant<sup>95</sup>, H. L. Sawant<sup>3</sup>, S. Sayah<sup>152</sup>, D. Schaetzl<sup>1</sup>, M. Scheel<sup>89</sup>, J. Scheuer<sup>15</sup>, A. Schindler-Tyka<sup>42</sup>,  
P. Schmidt<sup>14</sup>, R. Schnabel<sup>148</sup>, M. Schneewind<sup>10,11</sup>, R. M. S. Schofield<sup>56</sup>, A. Schönbeck<sup>148</sup>, B. W. Schulte<sup>10,11</sup>, B. F. Schutz<sup>10,17</sup>,  
E. Schwartz<sup>17</sup>, J. Scott<sup>67</sup>, S. M. Scott<sup>9</sup>, M. Seglar-Arroyo<sup>49</sup>, E. Seidel<sup>26</sup>, T. Sekiguchi<sup>31</sup>, Y. Sekiguchi<sup>266</sup>, D. Sellers<sup>8</sup>, A. Sergeev<sup>212</sup>,  
A. S. Sengupta<sup>260</sup>, N. Sennett<sup>101</sup>, D. Sentenac<sup>41</sup>, E. G. Seo<sup>104</sup>, V. Sequino<sup>5,27</sup>, Y. Setyawati<sup>10,11</sup>, T. Shaffer<sup>63</sup>, M. S. Shahriar<sup>15</sup>,  
B. Shams<sup>165</sup>, L. Shao<sup>195</sup>, S. Sharifi<sup>2</sup>, A. Sharma<sup>18,19</sup>, P. Sharma<sup>81</sup>, P. Shawhan<sup>100</sup>, N. S. Shcheblanov<sup>227</sup>, H. Shen<sup>26</sup>,  
S. Shibagaki<sup>121</sup>, M. Shikauchi<sup>31</sup>, R. Shimizu<sup>24</sup>, T. Shimoda<sup>30</sup>, K. Shimode<sup>186</sup>, R. Shink<sup>223</sup>, H. Shinkai<sup>267</sup>, T. Shishido<sup>47</sup>,  
A. Shoda<sup>23</sup>, D. H. Shoemaker<sup>65</sup>, D. M. Shoemaker<sup>225</sup>, K. Shukla<sup>188</sup>, S. ShyamSundar<sup>81</sup>, M. Sieniawska<sup>98</sup>, D. Sigg<sup>63</sup>,  
L. P. Singer<sup>107</sup>, D. Singh<sup>141</sup>, N. Singh<sup>98</sup>, A. Singha<sup>50,147</sup>, A. M. Sintes<sup>137</sup>, V. Sipala<sup>112,113</sup>, V. Skliris<sup>17</sup>, B. J. J. Slagmolen<sup>9</sup>,  
T. J. Slaven-Blair<sup>90</sup>, J. Smetana<sup>14</sup>, J. R. Smith<sup>25</sup>, R. J. E. Smith<sup>6</sup>, S. N. Somala<sup>268</sup>, K. Somiya<sup>210</sup>, E. J. Son<sup>52</sup>, K. Soni<sup>3</sup>, S. Soni<sup>2</sup>,  
B. Sorazu<sup>67</sup>, V. Sordini<sup>129</sup>, F. Sorrentino<sup>80</sup>, N. Sorrentino<sup>20,21</sup>, H. Sotani<sup>269</sup>, R. Soulard<sup>88</sup>, T. Souradeep<sup>3,258</sup>, E. Sowell<sup>140</sup>,  
V. Spagnuolo<sup>50,147</sup>, A. P. Spencer<sup>67</sup>, M. Spera<sup>72,73</sup>, A. K. Srivastava<sup>75</sup>, V. Srivastava<sup>57</sup>, K. Staats<sup>15</sup>, C. Stachie<sup>88</sup>, D. A. Steer<sup>36</sup>,  
J. Steinlechner<sup>50,147</sup>, S. Steinlechner<sup>50,147</sup>, D. J. Stops<sup>14</sup>, M. Stover<sup>166</sup>, K. A. Strain<sup>67</sup>, L. C. Strang<sup>111</sup>, G. Stratta<sup>87,270</sup>, A. Strunk<sup>63</sup>,  
R. Sturani<sup>252</sup>, A. L. Stuver<sup>103</sup>, J. Südbeck<sup>148</sup>, S. Sudhagar<sup>3</sup>, V. Sudhir<sup>65</sup>, R. Sugimoto<sup>200,271</sup>, H. G. Suh<sup>29</sup>, T. Z. Summerscales<sup>272</sup>,



H. Sun<sup>90</sup>, L. Sun<sup>1,9</sup>, S. Sunil<sup>75</sup>, A. Sur<sup>76</sup>, J. Suresh<sup>31,37</sup>, P. J. Sutton<sup>17</sup>, Takamasa Suzuki<sup>169</sup>, Toshikazu Suzuki<sup>37</sup>, B. L. Swinkels<sup>50</sup>, M. J. Szczepańczyk<sup>42</sup>, P. Szewczyk<sup>98</sup>, M. Tacca<sup>50</sup>, H. Tagoshi<sup>37</sup>, S. C. Tait<sup>67</sup>, H. Takahashi<sup>273</sup>, R. Takahashi<sup>23</sup>, A. Takamori<sup>39</sup>, S. Takano<sup>30</sup>, H. Takeda<sup>30</sup>, M. Takeda<sup>198</sup>, C. Talbot<sup>1</sup>, H. Tanaka<sup>274</sup>, Kazuyuki Tanaka<sup>198</sup>, Kenta Tanaka<sup>274</sup>, Taiki Tanaka<sup>37</sup>, Takahiro Tanaka<sup>261</sup>, A. J. Tanasijczuk<sup>97</sup>, S. Tanioka<sup>23,47</sup>, D. B. Tanner<sup>42</sup>, D. Tao<sup>1</sup>, A. Tapia<sup>25</sup>, E. N. Tapia San Martin<sup>23</sup>, E. N. Tapia San Martin<sup>50</sup>, J. D. Tasson<sup>187</sup>, S. Telada<sup>275</sup>, R. Tenorio<sup>137</sup>, L. Terkowski<sup>148</sup>, M. Test<sup>29</sup>, M. P. Thirugnanasambandam<sup>3</sup>, M. Thomas<sup>8</sup>, P. Thomas<sup>63</sup>, J. E. Thompson<sup>17</sup>, S. R. Thondapu<sup>81</sup>, K. A. Thorne<sup>8</sup>, E. Thrane<sup>6</sup>, Shubhanshu Tiwari<sup>156</sup>, Srishti Tiwari<sup>174</sup>, V. Tiwari<sup>17</sup>, K. Toland<sup>67</sup>, A. E. Tolley<sup>150</sup>, T. Tomaru<sup>23</sup>, Y. Tomigami<sup>198</sup>, T. Tomura<sup>186</sup>, M. Tonelli<sup>20,21</sup>, A. Torres-Forné<sup>118</sup>, C. I. Torrie<sup>1</sup>, I. Tosta e Melo<sup>112,113</sup>, D. Töyrä<sup>9</sup>, A. Trapananti<sup>70,236</sup>, F. Travasso<sup>70,236</sup>, G. Traylor<sup>8</sup>, M. C. Tringali<sup>41</sup>, A. Tripathee<sup>179</sup>, L. Troiano<sup>92,276</sup>, A. Trovato<sup>36</sup>, L. Trozzo<sup>186</sup>, R. J. Trudeau<sup>1</sup>, D. S. Tsai<sup>120</sup>, D. Tsai<sup>120</sup>, K. W. Tsang<sup>50,117,277</sup>, T. Tsang<sup>104</sup>, J.-S. Tsao<sup>192</sup>, M. Tse<sup>65</sup>, R. Tso<sup>89</sup>, K. Tsubono<sup>30</sup>, S. Tsuchida<sup>198</sup>, L. Tsukada<sup>31</sup>, D. Tsuna<sup>31</sup>, T. Tsutsui<sup>31</sup>, T. Tsuzuki<sup>24</sup>, M. Turconi<sup>88</sup>, D. Tuyenbayev<sup>128</sup>, A. S. Ubhi<sup>14</sup>, N. Uchikata<sup>37</sup>, T. Uchiyama<sup>186</sup>, R. P. Udall<sup>1,102</sup>, A. Ueda<sup>181</sup>, T. Uehara<sup>278,279</sup>, K. Ueno<sup>31</sup>, G. Ueshima<sup>280</sup>, D. Ugolini<sup>281</sup>, C. S. Unnikrishnan<sup>174</sup>, F. Uraguchi<sup>24</sup>, A. L. Urban<sup>2</sup>, T. Ushiba<sup>186</sup>, S. A. Usman<sup>125</sup>, A. C. Utina<sup>50,147</sup>, H. Vahlbruch<sup>10,11</sup>, G. Vajente<sup>1</sup>, A. Vajpeyi<sup>6</sup>, G. Valdes<sup>2</sup>, M. Valentini<sup>176,177</sup>, V. Valsan<sup>29</sup>, N. van Bakel<sup>50</sup>, M. van Beuzekom<sup>50</sup>, J. F. J. van den Brand<sup>50,99,147</sup>, C. Van Den Broeck<sup>50,117</sup>, D. C. Vander-Hyde<sup>57</sup>, L. van der Schaaf<sup>50</sup>, J. V. van Heijningen<sup>90,97</sup>, M. H. P. M. van Putten<sup>282</sup>, M. Vardaro<sup>50,229</sup>, A. F. Vargas<sup>111</sup>, V. Varma<sup>89</sup>, M. Vasúth<sup>68</sup>, A. Vecchio<sup>14</sup>, G. Vedovato<sup>73</sup>, J. Veitch<sup>67</sup>, P. J. Veitch<sup>78</sup>, K. Venkateswara<sup>231</sup>, J. Venneberg<sup>10,11</sup>, G. Venugopalan<sup>1</sup>, D. Verkindt<sup>49</sup>, Y. Verma<sup>81</sup>, D. Veske<sup>45</sup>, F. Vetrano<sup>86</sup>, A. Viceré<sup>86,87</sup>, A. D. Viets<sup>235</sup>, V. Villa-Ortega<sup>149</sup>, J.-Y. Vinet<sup>88</sup>, S. Vitale<sup>65</sup>, T. Vo<sup>57</sup>, H. Vocca<sup>70,71</sup>, E. R. G. von Reis<sup>63</sup>, J. von Wrangel<sup>10,11</sup>, C. Vorvick<sup>63</sup>, S. P. Vyatchanin<sup>83</sup>, L. E. Wade<sup>166</sup>, M. Wade<sup>166</sup>, K. J. Wagner<sup>119</sup>, R. C. Walet<sup>50</sup>, M. Walker<sup>7</sup>, G. S. Wallace<sup>32</sup>, L. Wallace<sup>1</sup>, S. Walsh<sup>29</sup>, J. Wang<sup>170</sup>, J. Z. Wang<sup>179</sup>, W. H. Wang<sup>143</sup>, R. L. Ward<sup>9</sup>, J. Warner<sup>63</sup>, M. Was<sup>49</sup>, T. Washimi<sup>23</sup>, N. Y. Washington<sup>1</sup>, J. Watchi<sup>138</sup>, B. Weaver<sup>63</sup>, L. Wei<sup>10,11</sup>, M. Weinert<sup>10,11</sup>, A. J. Weinstein<sup>1</sup>, R. Weiss<sup>65</sup>, C. M. Weller<sup>231</sup>, F. Wellmann<sup>10,11</sup>, L. Wen<sup>90</sup>, P. Wessels<sup>10,11</sup>, J. W. Westhouse<sup>35</sup>, K. Wette<sup>9</sup>, J. T. Whelan<sup>119</sup>, D. D. White<sup>25</sup>, B. F. Whiting<sup>42</sup>, C. Whittle<sup>65</sup>, D. Wilken<sup>10,11</sup>, D. Williams<sup>67</sup>, M. J. Williams<sup>67</sup>, A. R. Williamson<sup>150</sup>, J. L. Willis<sup>1</sup>, B. Willke<sup>10,11</sup>, D. J. Wilson<sup>134</sup>, W. Winkler<sup>10,11</sup>, C. C. Wipf<sup>1</sup>, T. Wlodarczyk<sup>101</sup>, G. Woan<sup>67</sup>, J. Woehler<sup>10,11</sup>, J. K. Wofford<sup>119</sup>, I. C. F. Wong<sup>104</sup>, C. Wu<sup>124</sup>, D. S. Wu<sup>10,11</sup>, H. Wu<sup>124</sup>, S. Wu<sup>124</sup>, D. M. Wysocki<sup>29,119</sup>, L. Xiao<sup>1</sup>, W.-R. Xu<sup>192</sup>, T. Yamada<sup>274</sup>, H. Yamamoto<sup>1</sup>, Kazuhiro Yamamoto<sup>185</sup>, Kohei Yamamoto<sup>274</sup>, T. Yamamoto<sup>186</sup>, K. Yamashita<sup>185</sup>, R. Yamazaki<sup>194</sup>, F. W. Yang<sup>165</sup>, L. Yang<sup>160</sup>, Yang Yang<sup>42</sup>, Yi Yang<sup>283</sup>, Z. Yang<sup>59</sup>, M. J. Yap<sup>9</sup>, D. W. Yeeles<sup>17</sup>, A. B. Yelkar<sup>119</sup>, M. Ying<sup>120</sup>, K. Yokogawa<sup>197</sup>, J. Yokoyama<sup>30,31</sup>, T. Yokozawa<sup>186</sup>, A. Yoon<sup>7</sup>, T. Yoshioka<sup>197</sup>, Hang Yu<sup>89</sup>, Haocun Yu<sup>65</sup>, H. Yuzurihara<sup>37</sup>, A. Zadrożny<sup>155</sup>, M. Zanolin<sup>35</sup>, S. Zeidler<sup>284</sup>, T. Zelenova<sup>41</sup>, J.-P. Zendi<sup>73</sup>, M. Zevin<sup>15</sup>, M. Zhan<sup>170</sup>, H. Zhang<sup>192</sup>, J. Zhang<sup>90</sup>, L. Zhang<sup>1</sup>, R. Zhang<sup>42</sup>, T. Zhang<sup>14</sup>, C. Zhao<sup>90</sup>, G. Zhao<sup>138</sup>, Yue Zhao<sup>165</sup>, Yuhang Zhao<sup>23</sup>, Z. Zhou<sup>15</sup>, X. J. Zhu<sup>6</sup>, Z.-H. Zhu<sup>110</sup>, A. Zicoschi<sup>93</sup>, M. E. Zucker<sup>1,65</sup>, J. Zweigig<sup>1</sup>, D. Antonopoulou<sup>76,285</sup>, Z. Arzoumanian<sup>286</sup>, T. Enoto<sup>287</sup>, C. M. Espinoza<sup>288,289</sup>, and S. Guillot<sup>290,291</sup>

<sup>1</sup> LIGO Laboratory, California Institute of Technology, Pasadena, CA 91125, USA; [lsc-spokesperson@ligo.org](mailto:lsc-spokesperson@ligo.org); [virgo-spokesperson@ego-gw.it](mailto:virgo-spokesperson@ego-gw.it); [hisaaki.shinkai@oit.ac.jp](mailto:hisaaki.shinkai@oit.ac.jp)

<sup>2</sup> Louisiana State University, Baton Rouge, LA 70803, USA

<sup>3</sup> Inter-University Centre for Astronomy and Astrophysics, Pune 411007, India

<sup>4</sup> Dipartimento di Farmacia, Università di Salerno, I-84084 Fisciano, Salerno, Italy

<sup>5</sup> INFN, Sezione di Napoli, Complesso Universitario di Monte S. Angelo, I-80126 Napoli, Italy

<sup>6</sup> OzGrav, School of Physics & Astronomy, Monash University, Clayton 3800, Victoria, Australia

<sup>7</sup> Christopher Newport University, Newport News, VA 23606, USA

<sup>8</sup> LIGO Livingston Observatory, Livingston, LA 70754, USA

<sup>9</sup> OzGrav, Australian National University, Canberra, Australian Capital Territory 0200, Australia

<sup>10</sup> Max Planck Institute for Gravitational Physics (Albert Einstein Institute), D-30167 Hannover, Germany

<sup>11</sup> Leibniz Universität Hannover, D-30167 Hannover, Germany

<sup>12</sup> University of Cambridge, Cambridge CB2 1TN, UK

<sup>13</sup> Theoretisch-Physikalisches Institut, Friedrich-Schiller-Universität Jena, D-07743 Jena, Germany

<sup>14</sup> University of Birmingham, Birmingham B15 2TT, UK

<sup>15</sup> Center for Interdisciplinary Exploration & Research in Astrophysics (CIERA), Northwestern University, Evanston, IL 60208, USA

<sup>16</sup> Instituto Nacional de Pesquisas Espaciais, 12227-010 São José dos Campos, São Paulo, Brazil

<sup>17</sup> Gravity Exploration Institute, Cardiff University, Cardiff CF24 3AA, UK

<sup>18</sup> Gran Sasso Science Institute (GSSI), I-67100 L'Aquila, Italy

<sup>19</sup> INFN, Laboratori Nazionali del Gran Sasso, I-67100 Assergi, Italy

<sup>20</sup> INFN, Sezione di Pisa, I-56127 Pisa, Italy

<sup>21</sup> Università di Pisa, I-56127 Pisa, Italy

<sup>22</sup> International Centre for Theoretical Sciences, Tata Institute of Fundamental Research, Bengaluru 560089, India

<sup>23</sup> Gravitational Wave Science Project, National Astronomical Observatory of Japan (NAOJ), Mitaka City, Tokyo 181-8588, Japan

<sup>24</sup> Advanced Technology Center, National Astronomical Observatory of Japan (NAOJ), Mitaka City, Tokyo 181-8588, Japan

<sup>25</sup> California State University Fullerton, Fullerton, CA 92831, USA

<sup>26</sup> NCSA, University of Illinois at Urbana-Champaign, Urbana, IL 61801, USA

<sup>27</sup> Università di Napoli “Federico II”, Complesso Universitario di Monte S. Angelo, I-80126 Napoli, Italy

<sup>28</sup> Université de Lyon, Université Claude Bernard Lyon 1, CNRS, Institut Lumière Matière, F-69622 Villeurbanne, France

<sup>29</sup> University of Wisconsin-Milwaukee, Milwaukee, WI 53201, USA

<sup>30</sup> Department of Physics, The University of Tokyo, Bunkyo-ku, Tokyo 113-0033, Japan

<sup>31</sup> Research Center for the Early Universe (RESCEU), The University of Tokyo, Bunkyo-ku, Tokyo 113-0033, Japan

<sup>32</sup> SUPA, University of Strathclyde, Glasgow G1 1XQ, UK

<sup>33</sup> Dipartimento di Matematica e Informatica, Università di Udine, I-33100 Udine, Italy

<sup>34</sup> INFN, Sezione di Trieste, I-34127 Trieste, Italy

- <sup>35</sup> Embry-Riddle Aeronautical University, Prescott, AZ 86301, USA
- <sup>36</sup> Université de Paris, CNRS, Astroparticule et Cosmologie, F-75006 Paris, France
- <sup>37</sup> Institute for Cosmic Ray Research (ICRR), KAGRA Observatory, The University of Tokyo, Kashiwa City, Chiba 277-8582, Japan
- <sup>38</sup> Accelerator Laboratory, High Energy Accelerator Research Organization (KEK), Tsukuba City, Ibaraki 305-0801, Japan
- <sup>39</sup> Earthquake Research Institute, The University of Tokyo, Bunkyo-ku, Tokyo 113-0032, Japan
- <sup>40</sup> Université Paris-Saclay, CNRS/IN2P3, IJCLab, F-91405 Orsay, France
- <sup>41</sup> European Gravitational Observatory (EGO), I-56021 Cascina, Pisa, Italy
- <sup>42</sup> University of Florida, Gainesville, FL 32611, USA
- <sup>43</sup> Chennai Mathematical Institute, Chennai 603103, India
- <sup>44</sup> Department of Mathematics and Physics, Hirosaki University, Hirosaki City, Aomori 036-8561, Japan
- <sup>45</sup> Columbia University, New York, NY 10027, USA
- <sup>46</sup> Kamioka Branch, National Astronomical Observatory of Japan (NAOJ), Kamioka-cho, Hida City, Gifu 506-1205, Japan
- <sup>47</sup> The Graduate University for Advanced Studies (SOKENDAI), Mitaka City, Tokyo 181-8588, Japan
- <sup>48</sup> INFN, Sezione di Roma, I-00185 Roma, Italy
- <sup>49</sup> Univ. Grenoble Alpes, Laboratoire d'Annecy de Physique des Particules (LAPP), Université Savoie Mont Blanc, CNRS/IN2P3, F-74941 Annecy, France
- <sup>50</sup> Nikhef, Science Park 105, 1098 XG Amsterdam, The Netherlands
- <sup>51</sup> Korea Institute of Science and Technology Information (KISTI), Yuseong-gu, Daejeon 34141, Republic of Korea
- <sup>52</sup> National Institute for Mathematical Sciences, Daejeon 34047, Republic of Korea
- <sup>53</sup> INFN Sezione di Torino, I-10125 Torino, Italy
- <sup>54</sup> International College, Osaka University, Toyonaka City, Osaka 560-0043, Japan
- <sup>55</sup> School of High Energy Accelerator Science, The Graduate University for Advanced Studies (SOKENDAI), Tsukuba City, Ibaraki 305-0801, Japan
- <sup>56</sup> University of Oregon, Eugene, OR 97403, USA
- <sup>57</sup> Syracuse University, Syracuse, NY 13244, USA
- <sup>58</sup> Université de Liège, B-4000 Liège, Belgium
- <sup>59</sup> University of Minnesota, Minneapolis, MN 55455, USA
- <sup>60</sup> Università degli Studi di Milano-Bicocca, I-20126 Milano, Italy
- <sup>61</sup> INFN, Sezione di Milano-Bicocca, I-20126 Milano, Italy
- <sup>62</sup> INAF, Osservatorio Astronomico di Brera sede di Merate, I-23807 Merate, Lecco, Italy
- <sup>63</sup> LIGO Hanford Observatory, Richland, WA 99352, USA
- <sup>64</sup> Institut de Ciències del Cosmos, Universitat de Barcelona, C/ Martí i Franquès 1, Barcelona, E-08028, Spain
- <sup>65</sup> LIGO Laboratory, Massachusetts Institute of Technology, Cambridge, MA 02139, USA
- <sup>66</sup> Dipartimento di Medicina, Chirurgia e Odontoiatria "Scuola Medica Salernitana", Università di Salerno, I-84081 Baronissi, Salerno, Italy
- <sup>67</sup> SUPA, University of Glasgow, Glasgow G12 8QQ, UK
- <sup>68</sup> Wigner RCP, RMKI, H-1121 Budapest, Konkoly Thege Miklós út 29-33, Hungary
- <sup>69</sup> Stanford University, Stanford, CA 94305, USA
- <sup>70</sup> INFN, Sezione di Perugia, I-06123 Perugia, Italy
- <sup>71</sup> Università di Perugia, I-06123 Perugia, Italy
- <sup>72</sup> Università di Padova, Dipartimento di Fisica e Astronomia, I-35131 Padova, Italy
- <sup>73</sup> INFN, Sezione di Padova, I-35131 Padova, Italy
- <sup>74</sup> Montana State University, Bozeman, MT 59717, USA
- <sup>75</sup> Institute for Plasma Research, Bhat, Gandhinagar 382428, India
- <sup>76</sup> Nicolaus Copernicus Astronomical Center, Polish Academy of Sciences, 00-716, Warsaw, Poland
- <sup>77</sup> Dipartimento di Ingegneria, Università del Sannio, I-82100 Benevento, Italy
- <sup>78</sup> OzGrav, University of Adelaide, Adelaide, South Australia 5005, Australia
- <sup>79</sup> California State University, Los Angeles, 5151 State University Dr, Los Angeles, CA 90032, USA
- <sup>80</sup> INFN, Sezione di Genova, I-16146 Genova, Italy
- <sup>81</sup> RRCAT, Indore, Madhya Pradesh 452013, India
- <sup>82</sup> Missouri University of Science and Technology, Rolla, MO 65409, USA
- <sup>83</sup> Faculty of Physics, Lomonosov Moscow State University, Moscow 119991, Russia
- <sup>84</sup> SUPA, University of the West of Scotland, Paisley PA1 2BE, UK
- <sup>85</sup> Bar-Ilan University, Ramat Gan, 5290002, Israel
- <sup>86</sup> Università degli Studi di Urbino "Carlo Bo", I-61029 Urbino, Italy
- <sup>87</sup> INFN, Sezione di Firenze, I-50019 Sesto Fiorentino, Firenze, Italy
- <sup>88</sup> Artemis, Université Côte d'Azur, Observatoire de la Côte d'Azur, CNRS, F-06304 Nice, France
- <sup>89</sup> CaRT, California Institute of Technology, Pasadena, CA 91125, USA
- <sup>90</sup> OzGrav, University of Western Australia, Crawley, Western Australia 6009, Australia
- <sup>91</sup> Dipartimento di Fisica "E.R. Caianiello", Università di Salerno, I-84084 Fisciano, Salerno, Italy
- <sup>92</sup> INFN, Sezione di Napoli, Gruppo Collegato di Salerno, Complesso Universitario di Monte S. Angelo, I-80126 Napoli, Italy
- <sup>93</sup> Università di Roma "La Sapienza", I-00185 Roma, Italy
- <sup>94</sup> Univ Rennes, CNRS, Institut FOTON—UMR6082, F-3500 Rennes, France
- <sup>95</sup> Indian Institute of Technology Bombay, Powai, Mumbai 400 076, India
- <sup>96</sup> Laboratoire Kastler Brossel, Sorbonne Université, CNRS, ENS-Université PSL, Collège de France, F-75005 Paris, France
- <sup>97</sup> Université catholique de Louvain, B-1348 Louvain-la-Neuve, Belgium
- <sup>98</sup> Astronomical Observatory Warsaw University, 00-478 Warsaw, Poland
- <sup>99</sup> VU University Amsterdam, 1081 HV Amsterdam, The Netherlands
- <sup>100</sup> University of Maryland, College Park, MD 20742, USA
- <sup>101</sup> Max Planck Institute for Gravitational Physics (Albert Einstein Institute), D-14476 Potsdam, Germany
- <sup>102</sup> School of Physics, Georgia Institute of Technology, Atlanta, GA 30332, USA
- <sup>103</sup> Villanova University, 800 Lancaster Ave, Villanova, PA 19085, USA
- <sup>104</sup> Faculty of Science, Department of Physics, The Chinese University of Hong Kong, Shatin, N.T., Hong Kong
- <sup>105</sup> Stony Brook University, Stony Brook, NY 11794, USA
- <sup>106</sup> Center for Computational Astrophysics, Flatiron Institute, New York, NY 10010, USA
- <sup>107</sup> NASA Goddard Space Flight Center, Greenbelt, MD 20771, USA
- <sup>108</sup> Dipartimento di Fisica, Università degli Studi di Genova, I-16146 Genova, Italy
- <sup>109</sup> Tsinghua University, Beijing 100084, People's Republic of China
- <sup>110</sup> Department of Astronomy, Beijing Normal University, Beijing 100875, People's Republic of China

- <sup>111</sup> OzGrav, University of Melbourne, Parkville, Victoria 3010, Australia  
<sup>112</sup> Università degli Studi di Sassari, I-07100 Sassari, Italy  
<sup>113</sup> INFN, Laboratori Nazionali del Sud, I-95125 Catania, Italy  
<sup>114</sup> Università di Roma Tor Vergata, I-00133 Roma, Italy  
<sup>115</sup> INFN, Sezione di Roma Tor Vergata, I-00133 Roma, Italy  
<sup>116</sup> University of Sannio at Benevento, I-82100 Benevento, Italy and INFN, Sezione di Napoli, I-80100 Napoli, Italy  
<sup>117</sup> Institute for Gravitational and Subatomic Physics (GRASP), Utrecht University, Princetonplein 1, 3584 CC Utrecht, The Netherlands  
<sup>118</sup> Departamento de Astronomía y Astrofísica, Universitat de València, E-46100 Burjassot, València, Spain  
<sup>119</sup> Rochester Institute of Technology, Rochester, NY 14623, USA  
<sup>120</sup> National Tsing Hua University, Hsinchu City, 30013 Taiwan, Republic of People's Republic of China  
<sup>121</sup> Department of Applied Physics, Fukuoka University, Jonan, Fukuoka City, Fukuoka 814-0180, Japan  
<sup>122</sup> OzGrav, Charles Sturt University, Wagga Wagga, New South Wales 2678, Australia  
<sup>123</sup> Department of Physics, Tamkang University, Danshui Dist., New Taipei City 25137, Taiwan  
<sup>124</sup> Department of Physics and Institute of Astronomy, National Tsing Hua University, Hsinchu 30013, Taiwan  
<sup>125</sup> University of Chicago, Chicago, IL 60637, USA  
<sup>126</sup> Department of Physics, Center for High Energy and High Field Physics, National Central University, Zhongli District, Taoyuan City 32001, Taiwan  
<sup>127</sup> Dipartimento di Ingegneria Industriale (DIIN), Università di Salerno, I-84084 Fisciano, Salerno, Italy  
<sup>128</sup> Institute of Physics, Academia Sinica, Nankang, Taipei 11529, Taiwan  
<sup>129</sup> Institut de Physique des 2 Infinis de Lyon (IP2I), CNRS/IN2P3, Université de Lyon, Université Claude Bernard Lyon 1, F-69622 Villeurbanne, France  
<sup>130</sup> Seoul National University, Seoul 08826, Republic of Korea  
<sup>131</sup> Pusan National University, Busan 46241, Republic of Korea  
<sup>132</sup> King's College London, University of London, London WC2R 2LS, UK  
<sup>133</sup> INAF, Osservatorio Astronomico di Padova, I-35122 Padova, Italy  
<sup>134</sup> University of Arizona, Tucson, AZ 85721, USA  
<sup>135</sup> Rutherford Appleton Laboratory, Didcot OX11 0DE, UK  
<sup>136</sup> Université libre de Bruxelles, Avenue Franklin Roosevelt B-50-1050 Bruxelles, Belgium  
<sup>137</sup> Universitat de les Illes Balears, IAC3—IEEC, E-07122 Palma de Mallorca, Spain  
<sup>138</sup> Université Libre de Bruxelles, Brussels B-1050, Belgium  
<sup>139</sup> Departamento de Matemáticas, Universitat de València, E-46100 Burjassot, València, Spain  
<sup>140</sup> Texas Tech University, Lubbock, TX 79409, USA  
<sup>141</sup> The Pennsylvania State University, University Park, PA 16802, USA  
<sup>142</sup> University of Rhode Island, Kingston, RI 02881, USA  
<sup>143</sup> The University of Texas Rio Grande Valley, Brownsville, TX 78520, USA  
<sup>144</sup> Bellevue College, Bellevue, WA 98007, USA  
<sup>145</sup> Scuola Normale Superiore, Piazza dei Cavalieri, I-7-56126 Pisa, Italy  
<sup>146</sup> MTA-ELTE Astrophysics Research Group, Institute of Physics, Eötvös University, Budapest 1117, Hungary  
<sup>147</sup> Maastricht University, 6200 MD, Maastricht, The Netherlands  
<sup>148</sup> Universität Hamburg, D-22761 Hamburg, Germany  
<sup>149</sup> IGFAE, Campus Sur, Universidad de Santiago de Compostela, E-15782 Spain  
<sup>150</sup> University of Portsmouth, Portsmouth, PO1 3FX, UK  
<sup>151</sup> The University of Sheffield, Sheffield S10 2TN, UK  
<sup>152</sup> Laboratoire des Matériaux Avancés (LMA), Institut de Physique des 2 Infinis (IP2I) de Lyon, CNRS/IN2P3, Université de Lyon, Université Claude Bernard Lyon 1, F-69622 Villeurbanne, France  
<sup>153</sup> Dipartimento di Scienze Matematiche, Fisiche e Informatiche, Università di Parma, I-43124 Parma, Italy  
<sup>154</sup> INFN, Sezione di Milano Bicocca, Gruppo Collegato di Parma, I-43124 Parma, Italy  
<sup>155</sup> National Center for Nuclear Research, 05-400 Świerk-Otwock, Poland  
<sup>156</sup> Physik-Institut, University of Zurich, Winterthurerstrasse 190, 8057 Zurich, Switzerland  
<sup>157</sup> Université de Strasbourg, CNRS, IPHC UMR 7178, F-67000 Strasbourg, France  
<sup>158</sup> West Virginia University, Morgantown, WV 26506, USA  
<sup>159</sup> Montclair State University, Montclair, NJ 07043, USA  
<sup>160</sup> Colorado State University, Fort Collins, CO 80523, USA  
<sup>161</sup> Institute for Nuclear Research, Hungarian Academy of Sciences, Bem tér 18/c, H-4026 Debrecen, Hungary  
<sup>162</sup> CNR-SPIN, c/o Università di Salerno, I-84084 Fisciano, Salerno, Italy  
<sup>163</sup> Scuola di Ingegneria, Università della Basilicata, I-85100 Potenza, Italy  
<sup>164</sup> Observatori Astronòmic, Universitat de València, E-46980 Paterna, València, Spain  
<sup>165</sup> The University of Utah, Salt Lake City, UT 84112, USA  
<sup>166</sup> Kenyon College, Gambier, OH 43022, USA  
<sup>167</sup> Vrije Universiteit Amsterdam, 1081 HV, Amsterdam, The Netherlands  
<sup>168</sup> Department of Astronomy, The University of Tokyo, Mitaka City, Tokyo 181-8588, Japan  
<sup>169</sup> Faculty of Engineering, Niigata University, Nishi-ku, Niigata City, Niigata 950-2181, Japan  
<sup>170</sup> State Key Laboratory of Magnetic Resonance and Atomic and Molecular Physics, Innovation Academy for Precision Measurement Science and Technology (APM), Chinese Academy of Sciences, Xiao Hong Shan, Wuhan 430071, People's Republic of China  
<sup>171</sup> University of Szeged, Dóm tér 9, Szeged 6720, Hungary  
<sup>172</sup> Universiteit Gent, B-9000 Gent, Belgium  
<sup>173</sup> University of British Columbia, Vancouver, BC V6T 1Z4, Canada  
<sup>174</sup> Tata Institute of Fundamental Research, Mumbai 400005, India  
<sup>175</sup> INAF, Osservatorio Astronomico di Capodimonte, I-80131 Napoli, Italy  
<sup>176</sup> Università di Trento, Dipartimento di Fisica, I-38123 Povo, Trento, Italy  
<sup>177</sup> INFN, Trento Institute for Fundamental Physics and Applications, I-38123 Povo, Trento, Italy  
<sup>178</sup> The University of Mississippi, University, MS 38677, USA  
<sup>179</sup> University of Michigan, Ann Arbor, MI 48109, USA  
<sup>180</sup> Department of Physics, School of Natural Science, Ulsan National Institute of Science and Technology (UNIST), Ulsan 44919, Republic of Korea  
<sup>181</sup> Applied Research Laboratory, High Energy Accelerator Research Organization (KEK), Tsukuba City, Ibaraki 305-0801, Japan  
<sup>182</sup> Dipartimento di Fisica, Università di Trieste, I-34127 Trieste, Italy  
<sup>183</sup> Shanghai Astronomical Observatory, Chinese Academy of Sciences, Shanghai 200030, People's Republic of China  
<sup>184</sup> American University, Washington, D.C. 20016, USA

- <sup>185</sup> Faculty of Science, University of Toyama, Toyama City, Toyama 930-8555, Japan
- <sup>186</sup> Institute for Cosmic Ray Research (ICRR), KAGRA Observatory, The University of Tokyo, Kamioka-cho, Hida City, Gifu 506-1205, Japan
- <sup>187</sup> Carleton College, Northfield, MN 55057, USA
- <sup>188</sup> University of California, Berkeley, CA 94720, USA
- <sup>189</sup> College of Industrial Technology, Nihon University, Narashino City, Chiba 275-8575, Japan
- <sup>190</sup> Graduate School of Science and Technology, Niigata University, Nishi-ku, Niigata City, Niigata 950-2181, Japan
- <sup>191</sup> Department of Physics and Astronomy, Haverford College, 370 Lancaster Avenue, Haverford, PA 19041, USA
- <sup>192</sup> Department of Physics, National Taiwan Normal University, sec. 4, Taipei 116, Taiwan
- <sup>193</sup> Astronomy & Space Science, Chungnam National University, Yuseong-gu, Daejeon 34134, Republic of Korea
- <sup>194</sup> Department of Physics and Mathematics, Aoyama Gakuin University, Sagami-hara City, Kanagawa 252-5258, Japan
- <sup>195</sup> Kavli Institute for Astronomy and Astrophysics, Peking University, Haidian District, Beijing 100871, People's Republic of China
- <sup>196</sup> Yukawa Institute for Theoretical Physics (YITP), Kyoto University, Sakyo-ku, Kyoto City, Kyoto 606-8502, Japan
- <sup>197</sup> Graduate School of Science and Engineering, University of Toyama, Toyama City, Toyama 930-8555, Japan
- <sup>198</sup> Department of Physics, Graduate School of Science, Osaka City University, Sumiyoshi-ku, Osaka City, Osaka 558-8585, Japan
- <sup>199</sup> Nambu Yoichiro Institute of Theoretical and Experimental Physics (NITEP), Osaka City University, Sumiyoshi-ku, Osaka City, Osaka 558-8585, Japan
- <sup>200</sup> Institute of Space and Astronautical Science (JAXA), Chuo-ku, Sagami-hara City, Kanagawa 252-0222, Japan
- <sup>201</sup> Directorate of Construction, Services & Estate Management, Mumbai 400094 India
- <sup>202</sup> Universiteit Antwerpen, Prinsstraat 13, B-2000 Antwerpen, Belgium
- <sup>203</sup> University of Białystok, 15-424 Białystok, Poland
- <sup>204</sup> Department of Physics, Ewha Womans University, Seodaemun-gu, Seoul 03760, Republic of Korea
- <sup>205</sup> National Astronomical Observatories, Chinese Academic of Sciences, Chaoyang District, Beijing, People's Republic of China
- <sup>206</sup> School of Astronomy and Space Science, University of Chinese Academy of Sciences, Chaoyang District, Beijing, People's Republic of China
- <sup>207</sup> University of Southampton, Southampton SO17 1BJ, UK
- <sup>208</sup> Institute for Cosmic Ray Research (ICRR), The University of Tokyo, Kashiwa City, Chiba 277-8582, Japan
- <sup>209</sup> Institut de Física d'Altes Energies (IFAE), Barcelona Institute of Science and Technology, and ICREA, E-08193 Barcelona, Spain
- <sup>210</sup> Graduate School of Science and Technology, Tokyo Institute of Technology, Meguro-ku, Tokyo 152-8551, Japan
- <sup>211</sup> University of Washington Bothell, Bothell, WA 98011, USA
- <sup>212</sup> Institute of Applied Physics, Nizhny Novgorod, 603950, Russia
- <sup>213</sup> Ewha Womans University, Seoul 03760, Republic of Korea
- <sup>214</sup> Inje University Gimhae, South Gyeongsang 50834, Republic of Korea
- <sup>215</sup> Department of Physics, Myongji University, Yongin 17058, Republic of Korea
- <sup>216</sup> Korea Astronomy and Space Science Institute (KASI), Yuseong-gu, Daejeon 34055, Republic of Korea
- <sup>217</sup> Department of Physical Science, Hiroshima University, Higashihiroshima City, Hiroshima 903-0213, Japan
- <sup>218</sup> Bard College, 30 Campus Rd, Annandale-On-Hudson, NY 12504, USA
- <sup>219</sup> Institute for Cosmic Ray Research (ICRR), Research Center for Cosmic Neutrinos (RCCN), The University of Tokyo, Kamioka-cho, Hida City, Gifu 506-1205, Japan
- <sup>220</sup> Institute of Mathematics, Polish Academy of Sciences, 00656 Warsaw, Poland
- <sup>221</sup> Cornell University, Ithaca, NY 14850, USA
- <sup>222</sup> Institute for Advanced Research, Nagoya University, Furocho, Chikusa-ku, Nagoya City, Aichi 464-8602, Japan
- <sup>223</sup> Université de Montréal/Polytechnique, Montreal, Quebec H3T 1J4, Canada
- <sup>224</sup> Laboratoire Lagrange, Université Côte d'Azur, Observatoire Côte d'Azur, CNRS, F-06304 Nice, France
- <sup>225</sup> Department of Physics, University of Texas, Austin, TX 78712, USA
- <sup>226</sup> Department of Physics, Hanyang University, Seoul 04763, Republic of Korea
- <sup>227</sup> NAVIER, École des Ponts, Univ Gustave Eiffel, CNRS, Marne-la-Vallée, France
- <sup>228</sup> National Center for High-performance computing, National Applied Research Laboratories, Hsinchu Science Park, Hsinchu City 30076, Taiwan
- <sup>229</sup> Institute for High-Energy Physics, University of Amsterdam, Science Park 904, 1098 XH Amsterdam, The Netherlands
- <sup>230</sup> NASA Marshall Space Flight Center, Huntsville, AL 35811, USA
- <sup>231</sup> University of Washington, Seattle, WA 98195, USA
- <sup>232</sup> Dipartimento di Matematica e Fisica, Università degli Studi Roma Tre, I-00146 Roma, Italy
- <sup>233</sup> INFN, Sezione di Roma Tre, I-00146 Roma, Italy
- <sup>234</sup> ESPCI, CNRS, F-75005 Paris, France
- <sup>235</sup> Concordia University Wisconsin, Mequon, WI 53097, USA
- <sup>236</sup> Università di Camerino, Dipartimento di Fisica, I-62032 Camerino, Italy
- <sup>237</sup> Southern University and A&M College, Baton Rouge, LA 70813, USA
- <sup>238</sup> Centre Scientifique de Monaco, 8 quai Antoine 1er, MC-98000, Monaco
- <sup>239</sup> Institute for Photon Science and Technology, The University of Tokyo, Bunkyo-ku, Tokyo 113-8656, Japan
- <sup>240</sup> Indian Institute of Technology Madras, Chennai 600036, India
- <sup>241</sup> Saha Institute of Nuclear Physics, Bidhannagar, West Bengal 700064, India
- <sup>242</sup> The Applied Electromagnetic Research Institute, National Institute of Information and Communications Technology (NICT), Koganei City, Tokyo 184-8795, Japan
- <sup>243</sup> Institut des Hautes Etudes Scientifiques, F-91440 Bures-sur-Yvette, France
- <sup>244</sup> Faculty of Law, Ryukoku University, Fushimi-ku, Kyoto City, Kyoto 612-8577, Japan
- <sup>245</sup> Indian Institute of Science Education and Research, Kolkata, Mohanpur, West Bengal 741252, India
- <sup>246</sup> Department of Astrophysics/IMAPP, Radboud University Nijmegen, P.O. Box 9010, 6500 GL Nijmegen, The Netherlands
- <sup>247</sup> Department of Physics, University of Notre Dame, Notre Dame, IN 46556, USA
- <sup>248</sup> Department of Physics, National Tsing Hua University, Hsinchu 30013, Taiwan
- <sup>249</sup> GRAPPA, Anton Pannekoek Institute for Astronomy and Institute for High-Energy Physics, University of Amsterdam, Science Park 904, 1098 XH Amsterdam, The Netherlands
- <sup>250</sup> Consiglio Nazionale delle Ricerche—Istituto dei Sistemi Complessi, Piazzale Aldo Moro 5, I-00185 Roma, Italy
- <sup>251</sup> Hobart and William Smith Colleges, Geneva, NY 14456, USA
- <sup>252</sup> International Institute of Physics, Universidade Federal do Rio Grande do Norte, Natal RN 59078-970, Brazil
- <sup>253</sup> Museo Storico della Fisica e Centro Studi e Ricerche "Enrico Fermi", I-00184 Roma, Italy
- <sup>254</sup> Department of Engineering, University of Sannio, Benevento I-82100, Italy
- <sup>255</sup> Lancaster University, Lancaster LA1 4YW, UK
- <sup>256</sup> OzGrav, Swinburne University of Technology, Hawthorn VIC 3122, Australia
- <sup>257</sup> Università di Trento, Dipartimento di Matematica, I-38123 Povo, Trento, Italy

- <sup>258</sup> Indian Institute of Science Education and Research, Pune, Maharashtra 411008, India  
<sup>259</sup> Dipartimento di Fisica, Università degli Studi di Torino, I-10125 Torino, Italy  
<sup>260</sup> Indian Institute of Technology, Palaj, Gandhinagar, Gujarat 382355, India  
<sup>261</sup> Department of Physics, Kyoto University, Sakyou-ku, Kyoto City, Kyoto 606-8502, Japan  
<sup>262</sup> Department of Electronic Control Engineering, National Institute of Technology, Nagaoka College, Nagaoka City, Niigata 940-8532, Japan  
<sup>263</sup> Centro de Astrofísica e Gravitação (CENTRA), Departamento de Física, Instituto Superior Técnico, Universidade de Lisboa, 1049-001 Lisboa, Portugal  
<sup>264</sup> Marquette University, 11420 W. Clybourn St., Milwaukee, WI 53233, USA  
<sup>265</sup> Graduate School of Science and Engineering, Hosei University, Koganei City, Tokyo 184-8584, Japan  
<sup>266</sup> Faculty of Science, Toho University, Funabashi City, Chiba 274-8510, Japan  
<sup>267</sup> Faculty of Information Science and Technology, Osaka Institute of Technology, Hirakata City, Osaka 573-0196, Japan  
<sup>268</sup> Indian Institute of Technology Hyderabad, Sangareddy, Khandi, Telangana 502285, India  
<sup>269</sup> iTHEMS (Interdisciplinary Theoretical and Mathematical Sciences Program), The Institute of Physical and Chemical Research (RIKEN), Wako, Saitama 351-0198, Japan  
<sup>270</sup> INAF, Osservatorio di Astrofisica e Scienza dello Spazio, I-40129 Bologna, Italy  
<sup>271</sup> Department of Space and Astronautical Science, The Graduate University for Advanced Studies (SOKENDAI), Sagami-hara, Kanagawa 252-5210, Japan  
<sup>272</sup> Andrews University, Berrien Springs, MI 49104, USA  
<sup>273</sup> Research Center for Space Science, Advanced Research Laboratories, 1751 Tokyo City University, Setagaya, Tokyo 158-0082, Japan  
<sup>274</sup> Institute for Cosmic Ray Research (ICRR), Research Center for Cosmic Neutrinos (RCCN), The University of Tokyo, Kashiwa City, Chiba 277-8582, Japan  
<sup>275</sup> National Metrology Institute of Japan, National Institute of Advanced Industrial Science and Technology, Tsukuba City, Ibaraki 305-8568, Japan  
<sup>276</sup> Dipartimento di Scienze Aziendali—Management and Innovation Systems (DISA-MIS), Università di Salerno, I-84084 Fisciano, Salerno, Italy  
<sup>277</sup> Van Swinderen Institute for Particle Physics and Gravity, University of Groningen, Nijenborgh 4, 9747 AG Groningen, The Netherlands  
<sup>278</sup> Department of Communications Engineering, National Defense Academy of Japan, Yokosuka City, Kanagawa 239-8686, Japan  
<sup>279</sup> Department of Physics, University of Florida, Gainesville, FL 32611, USA  
<sup>280</sup> Department of Information and Management Systems Engineering, Nagaoka University of Technology, Nagaoka City, Niigata 940-2188, Japan  
<sup>281</sup> Trinity University, San Antonio, TX 78212, USA  
<sup>282</sup> Department of Physics and Astronomy, Sejong University, Gwangjin-gu, Seoul 143-747, Republic of Korea  
<sup>283</sup> Department of Electrophysics, National Chiao Tung University, Hsinchu, Taiwan  
<sup>284</sup> Department of Physics, Rikkyo University, Toshima-ku, Tokyo 171-8501, Japan  
<sup>285</sup> Jodrell Bank Centre for Astrophysics, School of Physics and Astronomy, University of Manchester, Manchester M13 9PL, UK  
<sup>286</sup> X-Ray Astrophysics Laboratory, NASA Goddard Space Flight Center, Greenbelt, MD 20771, USA  
<sup>287</sup> RIKEN Cluster for Pioneering Research, 2-1 Hirasawa, Wako, Saitama 351-0198, Japan  
<sup>288</sup> Departamento de Física, Universidad de Santiago de Chile, Estación Central, Santiago 9170124, Chile  
<sup>289</sup> Center for Interdisciplinary Research in Astrophysics and Space Exploration, Universidad de Santiago de Chile, Av. Libertador Bernardo O'Higgins 3363, Estación Central, Chile  
<sup>290</sup> IRAP, CNRS, 9 avenue du Colonel Roche, BP 44346, F-31028 Toulouse Cedex 4, France  
<sup>291</sup> Université de Toulouse, CNES, UPS-OMP, F-31028 Toulouse, France

Received 2021 April 29; revised 2021 June 15; accepted 2021 June 15; published 2021 November 23

## Abstract

We present a search for continuous gravitational-wave emission due to r-modes in the pulsar PSR J0537–6910 using data from the LIGO–Virgo Collaboration observing run O3. PSR J0537–6910 is a young energetic X-ray pulsar and is the most frequent glitcher known. The inter-glitch braking index of the pulsar suggests that gravitational-wave emission due to r-mode oscillations may play an important role in the spin evolution of this pulsar. Theoretical models confirm this possibility and predict emission at a level that can be probed by ground-based detectors. In order to explore this scenario, we search for r-mode emission in the epochs between glitches by using a contemporaneous timing ephemeris obtained from NICER data. We do not detect any signals in the theoretically expected band of 86–97 Hz, and report upper limits on the amplitude of the gravitational waves. Our results improve on previous amplitude upper limits from r-modes in J0537–6910 by a factor of up to 3 and place stringent constraints on theoretical models for r-mode-driven spin-down in PSR J0537–6910, especially for higher frequencies at which our results reach below the spin-down limit defined by energy conservation.

*Key words:* Gravitational waves – Pulsars – Neutron stars

*Supporting material:* data behind figures

## 1. Introduction

PSR J0537–6910 is a young (1–5 kyr) energetic X-ray pulsar, rotating at a spin frequency  $\nu = 62$  Hz (Marshall et al. 1998), in the Large Magellanic Cloud at a distance of 49.6 kpc (Pietrzyński et al. 2019). PSR J0537–6910 (hereafter J0537) has been the subject of a number of studies, starting from its first detection with the Rossi X-ray Timing Explorer (RXTE; Bradt et al. 1993) up to recent observations starting in 2017 with the Neutron Star Interior Composition Explorer (NICER; Gendreau et al. 2012).

J0537 is intriguing for several reasons. Not only is it the fastest spinning young pulsar known, but measurements of its

spin evolution also reveal J0537 to be the most prolific glitcher known. The pulsar exhibits large glitches, i.e., sudden increases in spin frequency  $\Delta\nu$  of approximate size  $\Delta\nu/\nu \approx 10^{-7}$ , roughly every 100 days (Marshall et al. 2004; Middleditch et al. 2006; Antonopoulou et al. 2018; Ferdman et al. 2018; Ho et al. 2020). This in itself is already peculiar, as most pulsars do not glitch regularly. Rather, pulsars mostly have glitch size distributions that are consistent with power laws and distributions for waiting times between glitches consistent with exponentials, with the Vela pulsar being one of the few other exceptions that glitches quasi-periodically (Melatos et al. 2008; Howitt et al. 2018; Fuentes et al. 2019). J0537 is, however, unique, as it is the only glitching pulsar that shows a strong correlation between the size of a glitch and the waiting time to

<sup>292</sup> Deceased, August 2020.



the next glitch (Middleditch et al. 2006; Antonopoulou et al. 2018; Ferdman et al. 2018; Ho et al. 2020), which suggests that a threshold has to be reached to trigger the glitch mechanism (see Haskell & Melatos 2015 for a review of pulsar glitch models).

One can try to understand the impact of glitches on the spin evolution of J0537 by comparing its long-term spin evolution, i.e., the trend over a number of years and consequently over many glitches, to its short-term spin evolution between glitches. Antonopoulou et al. (2018) studied the spin evolution over a 13 yr span of RXTE data (1999–2011) and determined a long-term second frequency derivative  $\ddot{\nu} = -7.7 \times 10^{-22} \text{ Hz s}^{-2}$  (and  $\dot{\nu} \approx -1.99 \times 10^{-10} \text{ Hz s}^{-1}$ ), which leads to a braking index  $n = \nu\dot{\nu}/\dot{\nu}^2 = -1.22 \pm 0.04$ , while Ferdman et al. 2018 measured  $\ddot{\nu} = -8.2 \times 10^{-22} \text{ Hz s}^{-2}$  and  $n = -1.28 \pm 0.04$  with the same data set. More recently, Ho et al. (2020) used 2.7 yr of NICER data to extend and refine these values to  $\ddot{\nu} = -8.00 \times 10^{-22} \text{ Hz s}^{-2}$  and  $n = -1.25 \pm 0.01$ .

The braking index  $n$  is obtained by assuming a power-law spin-down mechanism for the neutron star of the form  $\dot{\nu} \propto -\nu^n$ , where  $n = 3$  if magnetic dipole radiation (at constant magnetic field strength and inclination) is the dominant spin-down mechanism. A negative value of  $n$  thus describes an unusual spin evolution, which may be a consequence of the cumulative effect of glitches during the more than 20 yr time span of monitoring observations since 1999 (see discussions in Antonopoulou et al. 2018; Ho et al. 2020). In order to test this hypothesis, it is of interest to study the braking index between glitches. This allows us to understand if, far from a glitch, it is possible to extract an “intrinsic” braking index that can provide information on the physical spin-down mechanism for J0537. A detailed analysis of post-glitch relaxations shows that, while the inter-glitch braking index is large for days after a glitch, it tends to an asymptotic value of  $n \approx 7.4$  for longer times (Andersson et al. 2018). Similar values of  $n$  are also obtained independently by Ferdman et al. (2018) and from analysis of recent NICER observations (Abbott et al. 2020; Ho et al. 2020). Such a value may be indicative of the spin evolution of J0537 not being driven by electromagnetic wave emission but by gravitational-wave (GW) emission due to a constant amplitude r-mode oscillation for which  $n \approx 7$  (Andersson et al. 2018).

Theoretically this is an intriguing possibility. The r-mode is a toroidal mode of fluid oscillation for which the restoring force is the Coriolis force (see Haskell 2015 and Kokkotas & Schwenzer 2016 for a review), and it is generically unstable to GW emission, which can drive the mode to large amplitudes (Andersson 1998; Friedman & Morsink 1998). In fact, it has been suggested that this is the mechanism that spins down young and hot neutron stars (Lindblom et al. 1998; Andersson et al. 1999): as their internal temperature drops, newborn neutron stars enter the region of parameter space in which viscosity cannot efficiently damp the r-mode and thus the mode grows to a large amplitude, and the ensuing GW emission drives the spin-down of the system. Alford & Schwenzer (2014) showed that this evolution ends quite generically for any hadronic equation of state at spin periods in the range observed for the standard pulsar population. Furthermore, they showed that, of the known systems, J0537 is the only one that could theoretically still be in the last phases of its r-mode-driven evolution. This has also been confirmed by Andersson et al. (2018), who find that indeed an unstable r-mode could be

present in the star and drive its spin-down, although the amplitude, depending on the unknown mass and equation of state of the star, would have to be close to the upper end of theoretical estimates for the saturation amplitude.

At such oscillation amplitudes, r-mode-driven GW emission is an interesting source for ground-based interferometers, which could potentially confirm or reject the scenario discussed above. A first search for r-mode emission from J0537 was carried out by Fesik & Papa (2020a, 2020b) using data from the O1 and O2 runs of the Advanced LIGO network; they did not detect a signal but obtained upper limits on the amplitude of the mode within an order of magnitude of the spin-down limit (i.e., the value that would be needed to explain the entire observed spin-down of the star by GW energy loss). Additionally, a search for GW emission at both once and twice the rotational frequency (i.e., for emission due to “mountains”) of J0537 was carried out using LIGO and Virgo O2 and O3 data (Abbott et al. 2020), which did not detect a signal but probed for the first time below the spin-down limit for this alternative GW emission mechanism. A search for GWs from r-modes in the Crab pulsar has recently been reported by Rajbhandari et al. (2021), with a setup similar to the one used here. No GWs were detected, but upper limits beating the spin-down limit were obtained.

In this paper we present results of searches for r-mode GW signals from J0537 in O3 data, where we make use of timing information obtained from NICER observations of J0537 that cover the O3 period (Ho et al. 2020). The search was conducted using two independent approaches, the time domain  $\mathcal{F}/\mathcal{G}$ -statistic method (Jaranowski et al. 1998; Jaranowski & Królak 2010) and the 5-vector method (Astone et al. 2014; Mastrogiovanni et al. 2017).

## 2. Data Sets and Ephemeris

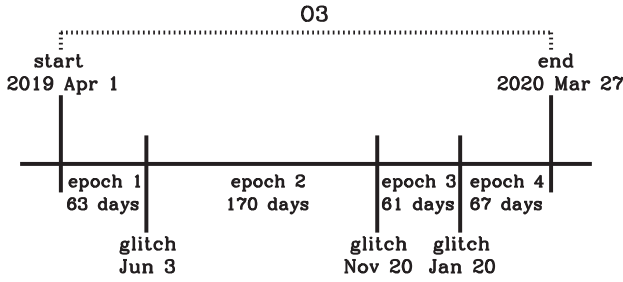
In this section we briefly describe both the GW data that have been used in the searches and the ephemeris of pulsar J0537 that is needed for the analysis.

### 2.1. GW Data

We use data from the third observing run (O3) of the two Advanced LIGO detectors (Aasi et al. 2015a). The O3 data run lasted from 2019 April 1 to 2020 March 27, with a one-month pause in data collection in October 2019 (see Figure 1). The Hanford (H1) and the Livingston (L1) detectors had duty factors of  $\sim 76\%$  and  $\sim 77\%$ , respectively during O3. For the LIGO O3 data set, the analysis uses the calibration with estimated upper limits on amplitude and phase uncertainties of  $\sim 7\%$  and  $\sim 4^\circ$ , respectively (Sun et al. 2020), which we use as conservative estimates of the true calibration uncertainty near the frequencies analyzed here.

### 2.2. PSR J0537–6910 Ephemeris

The timing analysis of J0537 using NICER data from 2017 August 17 to 2020 April 25 is described in Ho et al. (2020). During this timespan eight glitches were detected, with the last three occurring during the O3 run (see Figure 1). These three glitches divide up the O3 data set into four inter-glitch epochs, which form natural segments into which to divide the data analyses in the searches described below. Note that parameters of a revised ephemeris for epoch 4, which are presented in Abbott et al. (2020), are within the errors of the ephemeris from Ho et al. (2020) and thus do not affect our analysis here. In the



**Figure 1.** Timeline of O3 observing run, glitches, and epochs between glitches.

first of our two search methods to be presented ( $\mathcal{F}/\mathcal{G}$ -statistic search), the data are indeed divided into four segments in this way. In the second search described (5-vector method), the long  $\sim 170$  day inter-glitch epoch is divided into two for computational reasons, giving a total of five data segments in the analysis. More detail will be given below.

### 3. GW Radiation from r-modes

#### 3.1. GW Frequency

The r-mode GW emission frequency  $f$  depends on the pulsar spin frequency  $\nu$  and on the neutron star structure (e.g., Idrisy et al. 2015). Following the analysis of Caride et al. (2019), the relationship can be expressed as

$$f = A\nu - B \left( \frac{\nu^2}{\nu_K^2} \right) \nu, \quad (1)$$

$$\dot{f} = A\dot{\nu} - 3B \left( \frac{\nu^2}{\nu_K^2} \right) \dot{\nu}, \quad (2)$$

$$\ddot{f} = A\ddot{\nu} - \left( 3 + \frac{6}{n} \right) B \frac{\nu^2}{\nu_K^2} \ddot{\nu}. \quad (3)$$

where the dots denote time derivatives of the frequencies and  $\nu_K$  is the Keplerian frequency for which centrifugal forces would tear the star apart. These relations make allowance for fully relativistic gravity (via the  $A$ -parameter) and for rotation of the star (via the  $B$ -parameter) and are thus likely to be accurate as long as no other physical mechanism plays a significant role in the r-mode oscillation, e.g., a resonance between the core and crust oscillation frequencies (see Levin & Ushomirsky 2001). The precise way in which these relations are used in this paper differs slightly between the two searches we present, as will be described below.

The values of  $A$  and  $B$  for any particular neutron star depend both upon its (unknown) mass, and also upon the (unknown) equation of state (EoS) of dense matter. Caride et al. (2019) considered a range of astrophysically motivated neutron star masses, and a range of microphysically motivated equations of state, to suggest a conservative range of values of  $A$  and  $B$  to employ in a search:

$$1.39 < A < 1.57, \quad (4)$$

$$0 < B < 0.195. \quad (5)$$

One also needs a value of the (unknown) Keplerian frequency  $\nu_K$  to make use of the above equations. We again follow Caride et al. (2019) in making a conservative choice, taking the (low) value  $\nu_K \simeq 506$  Hz. This value is obtained by assuming that the Keplerian frequency coincides with the

frequency of the most rapidly rotating neutron star currently known, 716 Hz for PSR J1748-2446ad (Hessels et al. 2006), and that J0537 is a low-mass star, with a consequently lower  $\nu_K$ ; see Caride et al. (2019) for relevant discussion.

#### 3.2. Signal Model

The GW signal from an isolated rotating neutron star is described by the model derived in Jaranowski et al. (1998). The signal depends on four extrinsic parameters and  $3 + s$  intrinsic parameters, where  $s$  is the number of spin-down parameters included in the model. The four extrinsic parameters are the GW amplitude  $h_0$ , the star's spin axis inclination angle (with respect to the line of sight)  $\iota$ , the GW polarization angle  $\psi$ , and a constant phase  $\phi_0$ . The  $3 + s$  intrinsic parameters are the frequency  $f_0$ ,  $s$  spin-down parameters  $f_1, \dots, f_s$ , and two angles describing the position in the sky of the source, i.e., R.A.  $\alpha$  and decl.  $\delta$ . For GW emission from r-modes, the only difference from the model of Jaranowski et al. (1998) is that the polarization angle  $\psi$  needs to be transformed as

$$\psi \rightarrow \psi + \pi/4. \quad (6)$$

The derivation of this transformation is given and discussed in detail in Owen (2010). The position in the sky of J0537 is precisely known (J2000; Townsley et al. 2006):

$$\alpha = 05^{\text{h}}37^{\text{m}}47.^{\text{s}}416, \quad \delta = -69^{\circ}10'19''88. \quad (7)$$

The intrinsic parameters determine the phase modulation  $\phi(t)$  of the signal, which in the model of Jaranowski et al. (1998) is approximated by

$$\phi(t) \simeq 2\pi \sum_{k=0}^s f_k \frac{t^{k+1}}{(k+1)!} + \frac{2\pi}{c} \mathbf{n}(\delta, \alpha) \cdot \mathbf{r}_d(t) \sum_{k=0}^s f_k \frac{t^k}{k!}, \quad (8)$$

where  $\mathbf{r}_d(t)$  is the position of the detector in the solar system barycenter frame and  $\mathbf{n}$  is the constant unit vector in the direction of the neutron star in that frame and is

$$\mathbf{n} = (\cos \delta \cos \alpha, \cos \delta \sin \alpha, \sin \delta). \quad (9)$$

This formula takes into account both the intrinsic spin-down of the source and the Doppler modulations produced by the motion of the detector.

In addition to providing information on timing, electromagnetic observations also provide insight into the likely orientation of the spin axis of the pulsar. J0537 is associated with the supernova remnant N157B in the Large Magellanic Cloud. Observations of the pulsar wind nebulae (PWN) torus of the remnant have enabled an accurate measurement of the orientation of the axis of symmetry of the torus (Ng & Romani 2008). It is very likely that the symmetry axis of the torus coincides with the spin axis of the pulsar. This enables us to estimate the values of the two parameters of the GW signal: polarization angle  $\psi$  and inclination angle  $\iota$ . For the former, we have  $\psi = 2.2864 \pm 0.0384$  rad. From the observations, we cannot obtain the absolute direction of the rotation of the pulsar: we have two possible values of the inclination angle  $\iota$  or  $\pi - \iota$  (Jones 2010). Thus the measurements yield  $\iota = 1.522 \pm 0.016$  rad or  $\iota = 1.620 \pm 0.016$  rad. This information can be used to carry out versions of our searches where this prior information on these two angles is incorporated into the search, as will be described below. An inclination angle  $\iota$  close to  $\pi/2$  means that the GW signal is almost linearly polarized and consequently it has nearly the smallest maximum signal-to-noise ratio (S/N) achievable.

#### 4. Search Methods

Two different search methods are used: the *time domain*  $\mathcal{F}/\mathcal{G}$ -statistic method and the *5-vector* method. In the following, we describe their main features and the slightly different parameter space they cover.

##### 4.1. Time Domain $\mathcal{F}/\mathcal{G}$ -statistic Method

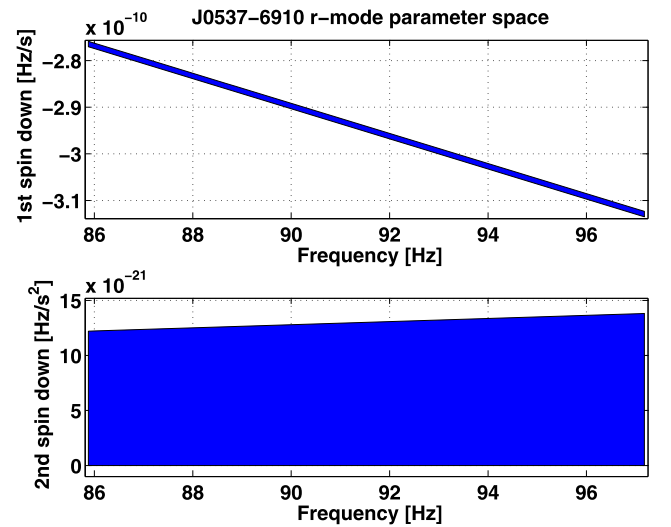
*Detection statistics.* We perform a coherent search of time domain segments of the data spanning between the glitches of the pulsar. The coherent search is performed using the  $\mathcal{F}$ -statistic derived in Jaranowski et al. (1998). The  $\mathcal{F}$ -statistic has been used extensively in searches for GWs from rotating neutron stars, including the recent directed searches for GWs from r-mode emission by Fesik & Papa (2020a, 2020b). In this search, we use an efficient implementation of the  $\mathcal{F}$ -statistic presented in Astone et al. (2010) and Aasi et al. (2014). Its two main features are the use of the fast Fourier transform (FFT) to evaluate the  $\mathcal{F}$ -statistic over the whole band of the data analyzed and the use of a grid of templates based on optimal coverings of the parameter space. The FFT computation is enabled by a technique called resampling which consists of interpolating the data to Solar System Barycenter time (see Section IIID of Jaranowski et al. 1998 for details). The resampling needs to be performed for all frequency derivatives only once for each sky position that we analyze. Thus in the directed search presented here, where the pulsar’s position is known to a very high accuracy, the resampling needs to be performed only once.

If the angles  $\psi$  and  $\iota$  are known, there is a variant of the  $\mathcal{F}$ -statistic called the  $\mathcal{G}$ -statistic (Jaranowski & Królak 2010) which implements the coherent search in this case. As described in Section 3.2 above, for J0537 the inclination angle  $\iota$  is very close to  $\pi/2$ , which indicates that the GW signal is almost linearly polarized. We perform a Monte Carlo simulation where, for an observation time of 60 days, we add simulated signals to Gaussian noise with the two possible values of the inclination angle  $\iota$  of J0537 consistent with observations of the PWN. We then search for the signal in both cases with a template for  $\iota = 1.522$ . We perform the simulation for an array of signal-to-noise ratios (S/Ns) from 5 to 25. We find no appreciable difference in the detectability of the signals and accuracy of the estimation of the frequency parameters for the two cases. The S/N of the signals recovered using the template with a “wrong” inclination angle decreased by no more than 2% and the accuracy of the estimations of frequency and spin-down rate decreased by no more than 2%. Thus we conclude that only one value of the inclination angle is needed when using the  $\mathcal{G}$ -statistic method for the search.

In this paper, we analyze the data using both the  $\mathcal{F}$ - and  $\mathcal{G}$ -statistic. We search the data from the two LIGO detectors and consequently use a multi-detector implementation of the statistics developed in Królak et al. (2004, 2007), Jaranowski & Królak (2009), and Cutler & Schutz (2005).

*Parameter space.* The relation between stellar spin frequency  $\nu$  and r-mode GW frequency  $f$  is described in Equations (1)–(3), following the model of Caride et al. (2019), who used these relations to propose ranges of GW frequencies and frequency derivatives over which to search:

$$\nu \left( A_{\min} - B_{\max} \frac{\nu^2}{\nu_K^2} \right) \leq f \leq \nu A_{\max}, \quad (10)$$



**Figure 2.** Parameter space  $f - \dot{f}$  (top panel) and  $f - \ddot{f}$  (bottom panel) for r-mode GW emission from pulsar J0537 determined by Equations (10), (11), and (12). We assume values of the spin parameters  $\nu$ ,  $\dot{\nu}$ , and  $\ddot{\nu}$  of the pulsar from Table 1 of Ho et al. (2020) for the epoch at MJD 58723.

$$-\dot{\nu} \left( \frac{f}{\nu} - 2B_{\max} \frac{\nu^2}{\nu_K^2} \right) \leq -\dot{f} \leq -\dot{\nu} \frac{f}{\nu}, \quad (11)$$

$$0 \leq \ddot{f} \leq \ddot{\nu} \frac{f}{\nu}, \quad (12)$$

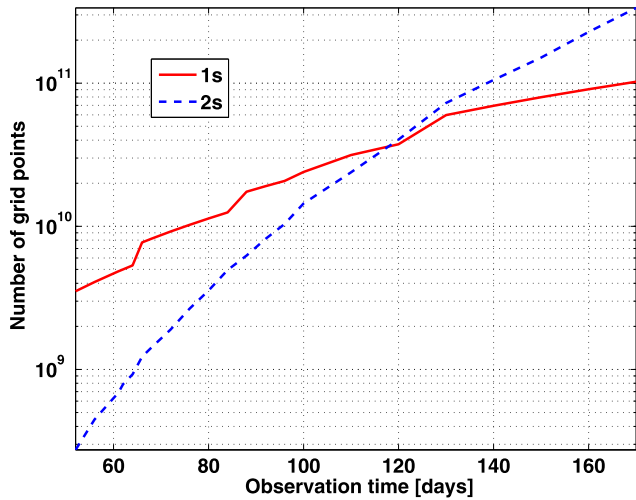
where  $\ddot{\nu}$  is the maximum value consistent with electromagnetic observations. The value used for  $\nu_K$  and the maximum and minimum values we assume for  $A$  and  $B$  are given in Section 3.1. The parameter space for the frequency and its two derivatives defined by the above equations is illustrated in Figure 2.

In the J0537 r-mode search of Fesik & Papa (2020a, 2020b) the prescription for the parameter space proposed by Caride et al. (2019) was also used; however, their assumed ranges of  $\dot{f}$  and  $\ddot{f}$  were independent of the frequency  $f$ .

*Grid of templates.* The problem of constructing a grid in the parameter space is equivalent to the *covering problem* (Conway & Slone 1999; Prix 2007). There exist optimal coverings that have the smallest possible number of grid points per unit volume of the parameter space. Our implementation of the  $\mathcal{F}$ - and  $\mathcal{G}$ -statistic uses an FFT which evaluates the statistic at Fourier frequencies which in general do not coincide with nodes of the optimal grid. To address this problem, we introduce constrained grids compatible with application of the FFT (Astone et al. 2010). For the case of the directed search that we present here, in which the position of the source in the sky is known, the construction of the constrained grids is described in Pisarski et al. (2011).

One important problem is to determine how many spin-down parameters  $f_k$  (see Equation (8)) we need to take into account in the search. This problem is addressed in Brady et al. (1998). In general, a longer observation time  $T$  requires the inclusion of more spin-down parameters in our templates so that we can match the signal accurately. Thus we calculate the number of grid points  $N_k(T)$  for a given number  $k$  of spin-down parameters included as a function of observation time  $T$ . The observation time at which we need to include an additional  $f_{k+1}$  spin-down parameter is the observation time at which the curves  $N_k(T)$  and





**Figure 3.** Number of templates as a function of the observation time for the case when one spin-down parameter  $f_1$  (continuous line) and two spin-down parameters  $f_1$  and  $f_2$  (dashed line) are included.

$N_{k+1}(T)$  intersect (see Figure 6 of Brady et al. 1998 for illustration).

The results for this search are shown in Figure 3. We see that the number of grid points  $N_2(T)$  when  $f_2$  is included becomes larger than the number of grid points  $N_1(T)$  when only  $f_1$  is included for observation times  $T$  greater than 117 days. In this analysis we assume a minimum spin-down age of 5000 yr, appropriate for the pulsar J0537. Thus for the expected range of frequency parameters of the GW signal from r-modes from J0537, we need to include  $f_2$  in the templates only for coherent observation times longer than 117 days.

To support this result, we perform a Monte Carlo simulation for an observation time of 66 days where we compare the detectability of the GW signal with one spin-down and two spin-down parameters using the  $\mathcal{F}$ -statistic with templates which include only one spin-down parameter. The simulation is performed for Gaussian noise and for an array of S/Ns from 5 to 25. We find no appreciable difference in the detectability of the signals and in the accuracy of estimation of the frequency and the first spin-down parameter, whether or not the second spin-down parameter is included in the simulated signals. The S/N of the signals recovered when two spin-down parameters are included decreased by no more than 1% with respect to signals when only one spin-down parameter is included. The accuracy of the estimation of the frequency and the spin-down parameter decreased by no more than 1%.

*Threshold and false alarm probability.* In order to assess the significance of the candidates obtained during the search, we need to calculate the false alarm probability (FAP). We follow the approach developed in Jaranowski & Królak (2009; see Chapter 6.1.3). In that approach, the parameter space that we search is divided into a number  $N_c$  of cells. The cells are defined in such a way that the autocovariance function of the statistic between a point inside a given cell and outside that cell is less than  $\frac{1}{2}$ . This means that the statistic between cells is approximately uncorrelated and the cells can be considered as independent. Thus the probability  $P_F^T$  that a statistic  $\mathcal{L}$  exceeds a threshold  $\mathcal{L}_o$  in one or more cells is given by

$$P_F^T(\mathcal{L}_o) = 1 - [1 - P_F(\mathcal{L}_o)]^{N_c}, \quad (13)$$

where  $P_F(\mathcal{L}_o)$  is probability distribution of the statistic at a given point in the parameter space assuming that data is only noise. This is by definition the FAP. The number of cells  $N_c$  is defined as

$$N_c = \frac{V}{v_c}, \quad (14)$$

where  $V$  is the volume of the parameter space and  $v_c$  is the volume of the cell. By inverting Equation (13), we can obtain the threshold  $\mathcal{L}_o$  for a chosen value of the FAP. To calculate the thresholds using Equation (13), we assume Gaussian noise, i.e., we assume that the  $2\mathcal{F}$ - and  $2\mathcal{G}$ -statistics have central  $\chi^2$  distribution with four and two degrees of freedom, respectively.

*The search setup.* During the O3 run, three glitches of J0537 are detected, as described in Section 2.2. These are glitches 6–8 presented in Tables 1 and 2 of Ho et al. (2020) (see also Abbott et al. 2020). For our analysis, we select four data segments between the times of the three glitches of the pulsar, with the first segment starting at the beginning of the O3 run and the last segment ending at the end of O3. We select data segments that have length equal to an integer multiple of sidereal days. The start times of the segments after the glitches that occurred in O3 are chosen to be 1 day after the glitch and the end times around 1 day before the glitch. This results in data segments 62, 168, 59, and 66 sidereal days long.

The initial GPS times  $t_0$  of each data segment are given in Table 1. During the longest 168 day segment we were observing for only 138 days because of the commissioning break in October 2019. In each time domain segment, we search for GW emission due to r-modes in the parameter space determined by Equations (10), (11), and (12). We adopt values of the spin parameters  $\nu$ ,  $\dot{\nu}$ , and  $\ddot{\nu}$  of J0537 from Table 1 of Ho et al. (2020). For segments 62, 168, 59, and 66 days long, we select spin parameters for epochs at MJD 58600, 58723, 58836, and 58918, respectively. We include the second spin-down derivative only for 168 day segments because, as shown above, for the other segments the second spin-down parameter can be ignored. The search is performed using both the  $\mathcal{F}$ - and  $\mathcal{G}$ -statistic. For the  $\mathcal{G}$ -statistic, we fix angles  $\psi$  and  $\iota$  at

$$\psi = 2.2864, \quad \iota = 1.522. \quad (15)$$

In Table 1, we give thresholds  $\mathcal{F}_o$  and  $\mathcal{G}_o$  used for the  $\mathcal{F}$ - and  $\mathcal{G}$ -statistic search, respectively. We also present grid spacings  $\delta f$ ,  $\delta \dot{f}$ , and  $\delta \ddot{f}$  in frequency and two spin-down parameters as well as the number  $N_t$  of templates used. Moreover, in Table 1, we show thresholds  $\mathcal{F}_{0.01}$  and  $\mathcal{G}_{0.01}$  for the  $\mathcal{F}$ - and  $\mathcal{G}$ -statistic, respectively, corresponding to an FAP of 1% for searches in each individual segment. These thresholds are used to select candidates from the search for follow-up analysis.

#### 4.2. 5-vector Method

The 5-vector method has its foundation in the coherent pipeline for the *narrowband* search of continuous waves (CWs) from known pulsars (Astone et al. 2014; Mastrogiovanni et al. 2017), which has been applied to the analysis of both LIGO and Virgo data (Aasi et al. 2015b; Abbott et al. 2017, 2019). Narrowband searches are motivated by the need to take into account a possible mismatch between the actual GW frequency and the value inferred from electromagnetic observations. The mismatch could arise from errors in the electromagnetic measurements or in the presence of differential rotation if the



**Table 1**  
Parameters of the Search of the Four Time Domain Segments Analyzed Using the  $\mathcal{F}/\mathcal{G}$ -statistic Method

Segment	1	2	3	4
$t_0$ (GPS)	1238163456	1243641549	1258329549	1263599949
$T_{\text{span}}$ (days)	62	168	59	66
$\mathcal{F}_o$	12.5	15	12.5	12.5
$\mathcal{G}_o$	10	12.5	10	10
$\delta f$ (Hz)	$1.19 \times 10^{-7}$	$5.96 \times 10^{-8}$	$1.19 \times 10^{-7}$	$1.19 \times 10^{-7}$
$\delta \dot{f}$ (Hz s $^{-1}$ )	$2.21 \times 10^{-14}$	$1.30 \times 10^{-14}$	$2.28 \times 10^{-14}$	$1.43 \times 10^{-14}$
$\delta \ddot{f}$ (Hz s $^{-2}$ )	...	$3.14 \times 10^{-21}$	...	...
$N_t$	$5.02 \times 10^9$	$6.09 \times 10^{10}$	$4.54 \times 10^9$	$7.74 \times 10^9$
$\mathcal{F}_{0.01}$	26.2	26.3	26.5	26.9
$\mathcal{G}_{0.01}$	22.9	23.0	23.2	23.6

**Table 2**  
Parameters of the Five Time Domain Periods Analyzed Using the 5-vector Pipeline with  $\delta \dot{f} = \delta f^2$

Period	MJD Start	MJD End	MJD Epoch	Duration	$\nu$ [Hz]	$\dot{\nu}$ [ $10^{-10}$ Hz s $^{-1}$ ]	Number of Points	$\delta f$ [ $10^{-7}$ Hz]
1	58574	58629	58600	55	61.9145	-1.9974	$1.54 \times 10^9$	2.1898
2	58646	58701	58723	55	61.9124	-1.9973	$1.63 \times 10^9$	2.1492
3	58701	58757	58723	56	61.9124	-1.9973	$1.63 \times 10^9$	2.1492
4	58810	58863	58836	53	61.9104	-1.9974	$1.29 \times 10^9$	2.3212
5	58873	58935	58918	62	61.9090	-1.9977	$2.35 \times 10^9$	1.9026

**Note.** The chosen time periods are the same over which NICER provides the pulsar ephemeris.

GW signal is mainly emitted by the inner parts of the star, rather than by the crust, or if free precession is excited. Since the EoS is uncertain (see Section 3), so is the GW frequency. As a consequence, we need to search over a wide range of frequencies (and corresponding spin-down rates).

The 5-vector r-mode search is based on an extension of the standard narrowband pipeline. The main reason why the standard pipeline is not directly applicable for this search is the presence of glitches. The 5-vector pipeline is a fully coherent algorithm: it assumes that the phase evolution is regular and therefore a Taylor expansion involving the frequency and its derivatives can be defined (Mastrogiovanni et al. 2017). In the presence of glitches, this hypothesis is only valid within each intra-glitch period. In fact, it is not possible to perform a coherent analysis along the whole GW observing run, since there are phase discontinuities at the times of each glitch. To overcome this problem, a semi-coherent search is performed: intra-glitch periods are studied coherently and independently, and the results are later combined incoherently. This is only possible thanks to NICER observations, which provided the glitch times.

Other relevant modifications are implemented in order to deal with a parameter space larger by a factor  $\sim 10^4$  with respect to standard narrowband searches. This is due to an enlargement factor of  $\sim 200$  for the frequency and  $\sim 50$  for spin-down rate. Thus, optimization schemes to manage the computational load have been developed.

*Parameter Space.* The equations relating r-mode GW frequency to spin frequency are given by Equations (1)–(3), following the model of Caride et al. (2019). The ranges in  $f$  and  $\dot{f}$  are obtained by inverting Equations (1) and (2) in terms of  $A$  and  $B$ :

$$A = \frac{1}{2} \left( 3 \frac{f}{\nu} - \frac{\dot{f}}{\dot{\nu}} \right), \quad (16)$$

$$B = \frac{\nu_K^2}{2\nu^2} \left( \frac{f}{\nu} - \frac{\dot{f}}{\dot{\nu}} \right). \quad (17)$$

The region to investigate in the parameter space of  $f$  and  $\dot{f}$  is defined by the corresponding values of  $A$  and  $B$  that satisfy the relations  $1.39 \leq A \leq 1.57$  and  $0 \leq B \leq 0.195$ , as described in Section 3.1. These equations produce a parallelogram shape in parameter space, as shown in Figure 12 below, and reduce the volume to be searched over by more than a factor of 30 with respect to the choice of a rectangular grid in  $(f, \dot{f})$ . The  $(f, \dot{f})$  region covered by this search is slightly different, at the corners, from that of the  $\mathcal{F}/\mathcal{G}$  method, as can be seen comparing Figures 2 and 12. The central step of the 5-vector pipeline is the application of spin-down rate corrections. Then, to cover this region in the parameter space a different frequency band is selected for each value of the spin-down rate. The correct frequency range for each spin-down rate is obtained by solving Equation (2) for  $A$  and substituting it into Equation (1) in order to get

$$f = \frac{\dot{f}}{\dot{\nu}} \nu + 2B \left( \frac{\nu^2}{\nu_K^2} \right) \nu. \quad (18)$$

Using the assumed ranges of  $A$  and  $B$ , we search the band 86–97 Hz, with a frequency step of  $\delta f = 1/T$ , while the spin-down is discretized in bins of width  $\delta \dot{f} = 1/T^2$ . Note that the second derivative  $\ddot{f}$  can be considered as constant (within one frequency bin) for periods of length  $T < T_{\text{max}}$ , with  $T_{\text{max}} = (2/\ddot{f}_{\text{max}})^{1/3}$ , where  $\ddot{f}_{\text{max}} = \ddot{\nu}(A_{\text{max}} - B_{\text{min}} \left[ \frac{\nu^2}{\nu_K^2} \right])$  is the maximum value allowed for the second derivative of the GW frequency. Assuming a braking index  $\approx 7$ , we can write  $\ddot{\nu} = 7\dot{\nu}^2/\nu$  which gives  $T_{\text{max}} \approx 75$  days. These considerations

lead to the choice of the data segments to be studied coherently and independently, as reported in Table 2. Segments 2 and 3 actually correspond to the same intra-glitch period (same rotational parameters), which we split in order not to exceed the maximum length  $T_{\max}$ . Therefore, the second derivative is fixed for all segments for the 5-vector pipeline to the value  $\ddot{f} = \bar{A}\dot{\nu} = 1.48 \times 10^{-20} \text{ Hz s}^{-2}$ , where  $\bar{A}$  is the average value for the first-order parameter  $A$  (second-order corrections are neglected to fix this value). We fix  $\dot{\nu} = 1 \times 10^{-20} \text{ Hz s}^{-2}$  for all segments, which is consistent with NICER measurements reported in Ho et al. (2020). The second-order spin-down bin is  $\delta\dot{f} \simeq 2/T^3 = 1.30 \times 10^{-20} \text{ Hz s}^{-2}$  and is large enough to include the uncertainty in  $\dot{f}$  due to the unknown exact values of parameters  $A$  and  $B$  and to the measurement of  $\dot{\nu}$ . The main search parameters are shown in Table 2.

*Search pipeline description.* The full search band of 86–97 Hz is divided into 1 Hz intervals for computational reasons. For each interval, the coherent part of the search pipeline, which consists of different steps (Astone et al. 2014; Mastrogiovanni et al. 2017), is applied. Schematically: application of the Doppler and Einstein delay corrections;<sup>293</sup> application of spin-down corrections for each bin of the spin-down grid via a *heterodyning* signal processing technique; computation of network detection statistic using 5-vectors. These are complex arrays containing the Fourier transform of the data<sup>294</sup> at the five frequencies at which the power of a CW signal, emitted at a given frequency, would be split by sidereal modulation. In order to reduce the effect of spectral leakage due to frequency discretization, which can produce a sensitivity loss of up to  $\sim 36\%$ , we use an “interbinning” procedure (Mastrogiovanni et al. 2017). This consists of estimating the data FFT values at the halfway bin  $k + \frac{1}{2}$  in terms of the values at the  $k$ th and  $(k + 1)$ th bins as

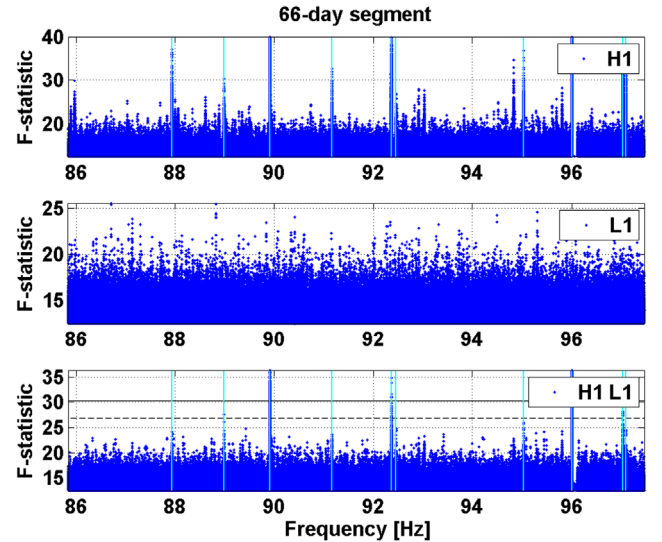
$$\tilde{x}_{FFT, k+\frac{1}{2}} \approx \frac{\pi}{4}(\tilde{x}_k - \tilde{x}_{k+1}). \quad (19)$$

The detection statistic is computed separately on the natural grid and on the grid of shifted bins.

The incoherent part consists of tracking the evolution of the GW signal through the glitches. For each point of the parameter space of the first segment with GW parameters  $(f, \dot{f})$ , we first compute the corresponding  $(A, B)$  using Equations (16) and (17). Then keeping  $A$  and  $B$  constant, the GW frequency/spin-down rate pair  $(f, \dot{f})$  in the other segments is constructed by taking into account the change of rotational parameters due to glitches. In practice, a different grid in the plane  $(f, \dot{f})$  needs to be used for each segment, as the duration of each segment is in general different (see Table 2). When a pair  $(f, \dot{f})$  is extrapolated from one segment to the following segment, the pair corresponding to the point of the grid closest to the extrapolated value is taken. At the end, for each point in the parameter space of the first segment, a weighted average of the corresponding detection statistic over the five analyzed segments is computed. The weights are computed by the inverse of the median of the data power spectrum in the 1 Hz band to which the point belongs. The fundamental assumption we make in this procedure is that the coefficients  $A$  and  $B$  do not change across the glitches. As their value is related to the

<sup>293</sup> This is done by means of *resampling*, so that a single correction holds for the whole frequency band.

<sup>294</sup> Actually the Fourier transform is computed by means of the FFT algorithm.



**Figure 4.** Candidates from the search of the 66 day segment using the  $\mathcal{F}$ -statistic. The top panel shows candidates from Hanford detector (H1) data search, the middle panel shows candidates from Livingston detector (L1) data search, and the bottom panel candidates from the network search (H1 L1). We see that there are several lines present in the Hanford data that contaminate the network search. The lines are marked by vertical lines. The continuous horizontal line corresponds to 0.1% false alarm probability for the whole O3 parameter space, and the dashed horizontal line is for 1% false alarm probability for the search in the 66 day segment.

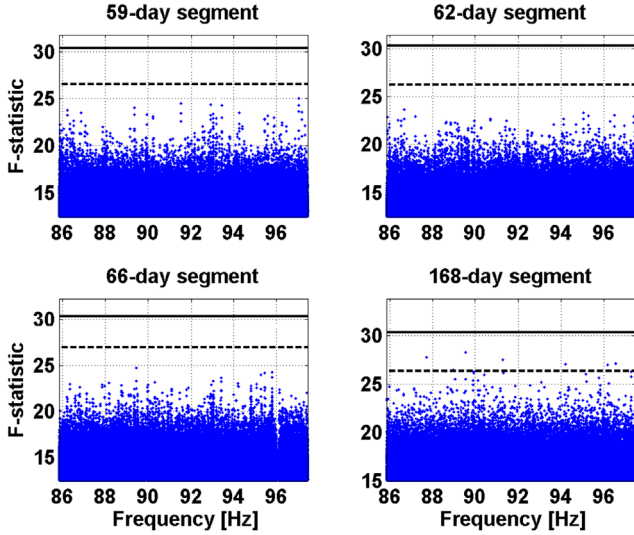
neutron star EoS and thus should not be affected by glitches, this assumption is reasonable.

Once the overall weighted statistic is computed for each point of the parameter space, the loudest outliers (i.e., those having the highest value of the detection statistic) are selected every 1 mHz over the corresponding whole spin-down range. For each outlier, the significance is computed through the  $p$ -value, obtained by comparing the outlier statistic value to the statistic noise distribution, following the procedure used in Abbott et al. (2017, 2019). More specifically, the noise distribution is computed from the data itself, taking the 1 Hz band which includes the outlier, with the exclusion of the 1 mHz band to which the outlier belongs, plus the preceding and the following 1 Hz bands. Outliers with  $p$ -value smaller than 1% (after properly taking into account the trial factor) are upgraded to the level of candidates and followed up in order to increase their significance or, conversely, to demonstrate they are incompatible with an astrophysical GW signal.

## 5. Results

### 5.1. $\mathcal{F}\mathcal{G}$ -statistic Results

*Candidates.* We performed the search in LIGO data for GW emission from r-modes in J0537 during the four time domain segments using both the  $\mathcal{F}$ - and  $\mathcal{G}$ -statistic methods. In the frequency band searched, the data contain several known periodic interferences that correlate well with our templates. To identify the origin of the interferences in each case, we also searched the data from the Hanford and Livingston detectors separately. In Figure 4, we present results of the search for the case of 66 day segments using the  $\mathcal{F}$ -statistic. We see in this case several strong lines are present in the Hanford detector data. These lines are not present in Livingston detector data but contaminate the search of the network of detectors. Most of these lines are integer multiples of 1 Hz. As these single-detector lines



**Figure 5.** Candidates from the search of the four segments using the  $\mathcal{F}$ -statistic. The continuous horizontal lines give threshold for the  $\mathcal{F}$ -statistic corresponding to 0.1% false alarm probability for the search in the whole O3 parameter space. The dashed horizontal lines are drawn at threshold  $\mathcal{F}_{0.01}$  of the  $\mathcal{F}$ -statistic corresponding to 1% false alarm probability for the search in each segment. The values of  $\mathcal{F}_{0.01}$  for each segment are given in Table 1.

cannot be of GW origin, we veto them before further analysis of the candidates. The lines vetoed in the case of the 66 day segment are marked by vertical lines in Figure 4. In searches of all data segments, the strong lines that led to threshold-crossing outliers only appeared in the Hanford detector data.

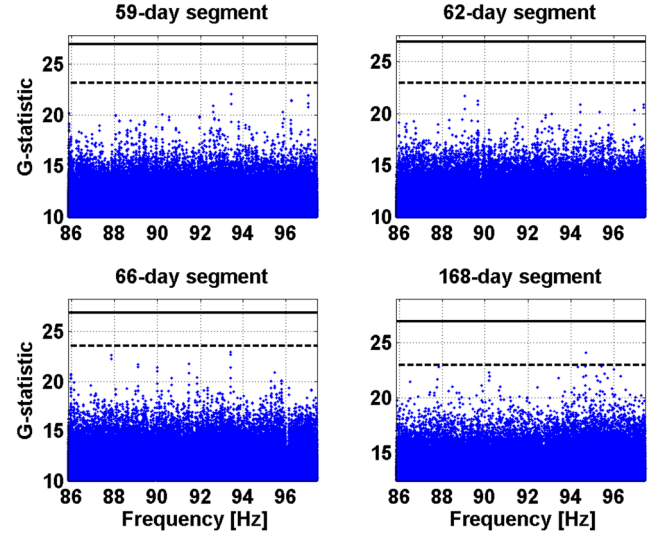
In Figure 5 we present candidates obtained in our search of the four time domain segments using the  $\mathcal{F}$ -statistic and in Figure 6 candidates using the  $\mathcal{G}$ -statistic. These candidates are after vetoing the lines. The continuous horizontal lines correspond to the threshold for 0.1% false alarm probability. The threshold is calculated for the total number of cells in all the four time domain segments.

We also give thresholds corresponding to 1% FAP for the parameter space searched limited to each individual segment. These thresholds are drawn as dashed horizontal lines.

We see that none of the candidates is strong enough to cross the global threshold for the FAP of 0.1%. However there are several crossings of the 1% local threshold for the 168 day segment. These subthreshold candidates are listed in Table 3, together with values of their frequency and spin-down parameters. The S/Ns of the candidates are also given.

Subthreshold candidates occur only in the 168 day segment. We searched for coincident candidates to the subthreshold candidates in the three other data segments, correcting the frequency and spin-down parameters of the candidates for glitches and frequency evolution. No coincident candidate is found, and therefore we conclude that we have no valid candidate for a GW signal in our search.

*Upper limits and sensitivity of the search.* As no significant candidate signal for GW emission from r-modes in J0537 is found, we set upper limits on the intrinsic GW amplitude  $h_0$ . We set upper limits for 0.5 Hz bands. In each band, we generate signals for an array of amplitudes  $h_0$  for the position of J0537. For each amplitude, we generate 250 signals with  $f$ ,  $\dot{f}$ , and  $\ddot{f}$  (for the 168 day segments) chosen from uniform random distributions in their respective ranges. Moreover for the case of the  $\mathcal{F}$ -statistic search, we also choose the values of the



**Figure 6.** Candidates from the search of the four segments using the  $\mathcal{G}$ -statistic. The continuous horizontal lines give threshold for the  $\mathcal{G}$ -statistic corresponding to 0.1% false alarm probability (FAP) for the search in the whole O3 parameter space. The dashed horizontal lines are drawn at threshold  $\mathcal{G}_{0.01}$  of the  $\mathcal{G}$ -statistic corresponding to 1% FAP for the search in each segment. The values of  $\mathcal{G}_{0.01}$  for each segment are given in Table 1.

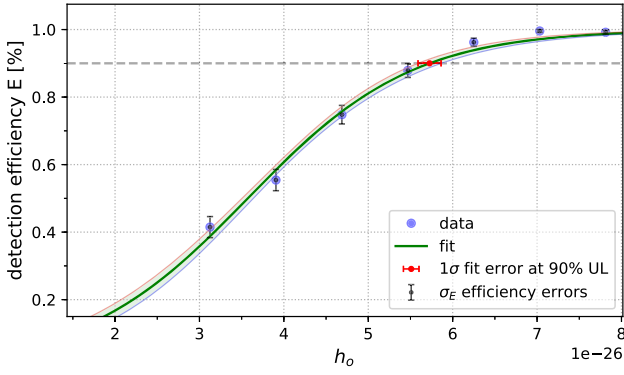
**Table 3**  
Subthreshold Candidates for the  $\mathcal{F}/\mathcal{G}$ -statistic Search

$f$ [Hz]	$\dot{f}$ [Hzs <sup>-1</sup> ]	$\ddot{f}$ [Hz s <sup>-2</sup> ]	S/N
$\mathcal{G}$ -statistic 168 days			
94.7057	$-3.04 \times 10^{-10}$	$1.04 \times 10^{-20}$	6.8
$\mathcal{F}$ -statistic 168 days			
87.6870	$-2.82 \times 10^{-10}$	$3.47 \times 10^{-21}$	7.2
89.5434	$-2.88 \times 10^{-10}$	$6.94 \times 10^{-21}$	7.2
88.9333	$-2.86 \times 10^{-10}$	$3.47 \times 10^{-21}$	7.0
88.5916	$-2.85 \times 10^{-10}$	$3.47 \times 10^{-21}$	7.0
91.3000	$-2.94 \times 10^{-10}$	$6.94 \times 10^{-21}$	7.1
94.2063	$-3.04 \times 10^{-10}$	$3.47 \times 10^{-21}$	7.1
96.5544	$-3.11 \times 10^{-10}$	0	7.1
96.1719	$-3.09 \times 10^{-10}$	$3.47 \times 10^{-21}$	7.1

polarization angle  $\psi$  and cosine of the inclination angle  $\iota$  from uniform random distributions. The signals are added to the real data and searches are performed with the same grids and search set-up as for the real data search in the neighborhood of simulated signal parameters. We search  $\sim \pm 3$  grid points for  $\dot{f}$  and  $\sim \pm 1$  grid points for  $\ddot{f}$  from the parameters of the simulated signal. A signal is considered as detected if the highest detection statistic value from the simulated signal search is higher than that obtained in the search of real data for a given 0.5 Hz band. The detection efficiency is the fraction of recovered signals. We estimate the  $h_0^{90\%}$ , i.e., 90% confidence upper limit on the GW amplitude  $h_0$ , by fitting<sup>295</sup> a sigmoid

<sup>295</sup> We use the python 3 (Van Rossum & Drake 2009) `scipy-optimize` (Virtanen et al. 2020) `curve_fit` package, implementing the Levenberg-Marquardt least squares algorithm, to obtain the best-fit parameters,  $x_0$  and  $k$ , to the sigmoid function. Errors of parameters  $\delta x_0$  and  $\delta k$  are obtained from the covariance matrix and used to calculate the standard deviation  $\sigma_\epsilon$  of the detection efficiency as a function of  $h_0$  i.e., the confidence bands around the central values of the fit. In practice, we use the `uncertainties` package (Lebigot 2020) to obtain the  $\pm 1\sigma$  standard deviation on the  $h_0$  value.





**Figure 7.** Example sigmoid function fit (green solid line) to the injected data efficiencies (blue dots), representing the detection efficiency  $E$  as a function of injected GW amplitude  $h_0$ . Pale red and blue curves mark the  $1\sigma$  confidence band obtained from the uncertainty of the fit. Red error bar marks the  $\pm 1\sigma$  standard deviation on the  $h_0^{90\%}$  value, corresponding to the efficiency of 0.9 (indicated by the horizontal dashed gray line). Vertical errors for each efficiency represent  $1\sigma$  standard binomial errors related to detection rate,  $\sigma_E = \sqrt{E(1-E)/N_i}$ , where  $E$  is the efficiency and  $N_i = 250$  is the number of injections for each GW amplitude. The data are evaluated with the  $\mathcal{F}$ -statistic method in the 59 day segment at the mid-band frequency of 91.423 Hz.

function to a range of detection efficiencies  $E$  as a function of injected amplitudes  $h_0$ ,  $E(h_0) = (1 + \exp(k(x_0 - h_0)))^{-1}$ , with  $k$  and  $x_0$  being the parameters of the fit. Figure 7 presents an example fit to the simulated data, with the  $1\sigma$  errors on the  $h_0^{90\%}$  estimate marked in red, for the evaluation of the  $\mathcal{F}$ -statistic method in the 59 day segment at the mid-band frequency of 91.423 Hz.

These upper limits mean that a GW signal with amplitude  $h_0^{90\%}$  from r-mode emission in J0537 would be detected in our search with 90% probability. Specifically, errors due to the Monte Carlo simulations with  $N_i = 250$  injections per amplitude are less than 3% for the  $\mathcal{F}$ -statistic and less than 1% for the  $\mathcal{G}$ -statistic results. In Figure 8, we present our 90% upper limits for all four searches and for both  $\mathcal{F}$ - and  $\mathcal{G}$ -statistics, with the Monte Carlo simulation errors added in quadrature to the amplitude calibration uncertainty error of 7% (see Section 2.1); the latter dominates the uncertainty of our error estimate. The upper limits for the  $\mathcal{G}$ -statistic are greater than for the  $\mathcal{F}$ -statistic. This is because for the  $\mathcal{G}$ -statistic the inclination angle  $\iota$  is close to  $\pi/2$  meaning that the GW signal is almost linearly polarized and consequently it has nearly the smallest maximum S/N achievable which degrades the detection sensitivity.

A useful measure of the performance of a search is the *sensitivity depth*, first introduced in Behnke et al. (2015) and defined as

$$\mathcal{D}^{90\%}(f) = \frac{\sqrt{S_h(f)}}{h_0^{90\%}} [1/\sqrt{\text{Hz}}], \quad (20)$$

where  $\sqrt{S_h(f)}$  is the noise level associated with the signal frequency  $f$ . For a network of detectors, we take  $S_h(f)$  as the harmonic mean of the single-detector one-sided power spectral densities of the data. Spectral densities of each detector are averaged over the 0.5 Hz frequency bands that the upper limits value refer to. The resulting  $\mathcal{D}^{90\%}(f)$  values for the  $\mathcal{F}$ -statistic and  $\mathcal{G}$ -statistic analysis are shown in Figure 9.

## 5.2. 5-vector Method Results

**Outliers.** Outliers are obtained by selecting the loudest point in each millihertz of the studied frequency range. In fact, following the discussion in Section 4.2, two sets of outliers are selected: those with frequency in the natural grid and those with frequency belonging to the grid of shifted bins. The two sets of outliers are shown in the top and bottom panels of Figure 10, respectively.

It is clear from the figures that high values of the detection statistic correspond to several integer frequencies, as found also by the  $\mathcal{F}/\mathcal{G}$ -statistic method. They are due to disturbances of instrumental origin which mainly affect the Hanford detector.<sup>296</sup> In addition, to ensure computational accuracy, the search was initially performed slightly enlarging the physical ranges of the parameters (i.e.,  $1.38 \leq A \leq 1.58$  and  $-0.01 \leq B \leq 0.205$ ). To obtain more significant results, three sets of outliers are excluded:

1. outliers closer than 0.01 Hz to integer frequencies, in order to remove the impact of these disturbances on the noise distribution;
2. outliers outside the physical ranges  $1.39 \leq A \leq 1.57$  and  $0 \leq B \leq 0.195$ ;
3. outliers whose detection statistic in one segment is greater than the sum of the statistics on all the other four segments.<sup>297</sup> This veto limits the effect of temporary noise disturbances.

The outliers that remain after imposing these selection criteria are shown in Figure 11 for the natural frequency grid and for the shifted one. Outlier significance is estimated by means of the  $p$ -value. First, an overall  $p$ -value threshold,  $p_{\text{thr}}$ , is computed such that  $p_{\text{thr}} \times N_p = 0.01$ , where  $N_p$  is the total number of points in the explored parameter space. Then, for each outlier, the detection statistic noise distribution has been built considering the corresponding 1 Hz band, after the exclusion of the 1 mHz sub-band to which the outlier belongs, plus the preceding and following 1 Hz bands. On this distribution the threshold on the detection statistic corresponding to  $p_{\text{thr}}$  has been computed and used to establish if that outlier is highly significant. The detection statistic threshold is shown in Figure 11 as a continuous red line and is not surpassed by any of the outliers. As before, two sets of outliers are plotted: those selected in the natural frequency grid (top panel) and those selected in the shifted grid (bottom panel).

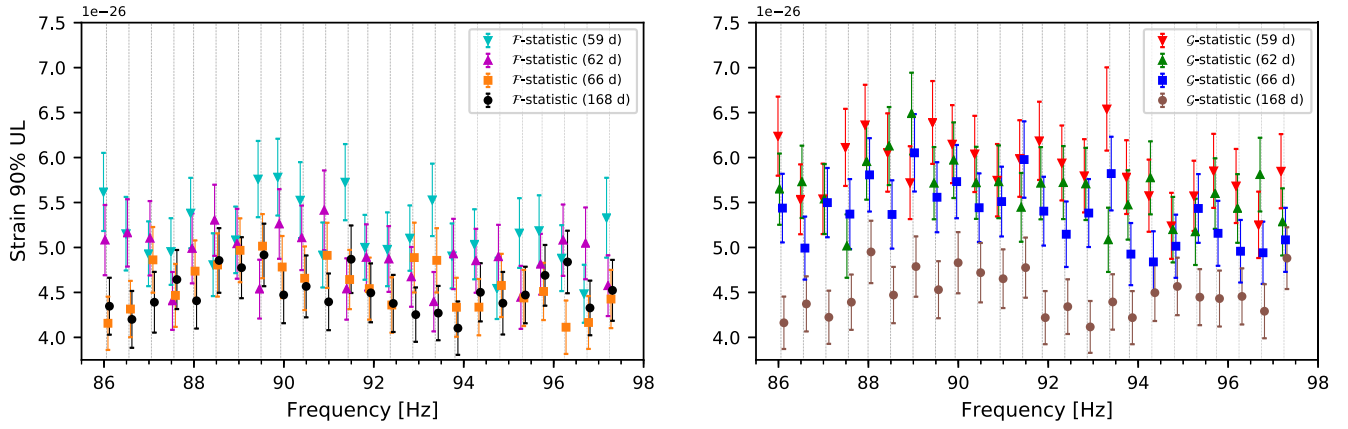
The detection statistic values distribution across the explored frequency range is not uniform due to the presence of noise artefacts (see, e.g., the triple peak in the range 89–90 Hz) and to the globally non-flat detector noise curve, which decreases as the frequency increases.

Figures 12 and 13 show the outlier distribution in the parameter space of  $(f, \dot{f})$  and  $(A, B)$ , respectively. These representations are helpful to visualize the regions defined from Equations (16) and (17), which are a rectangle for the physical parameters  $(A, B)$  and a parallelogram for  $(f, \dot{f})$ .

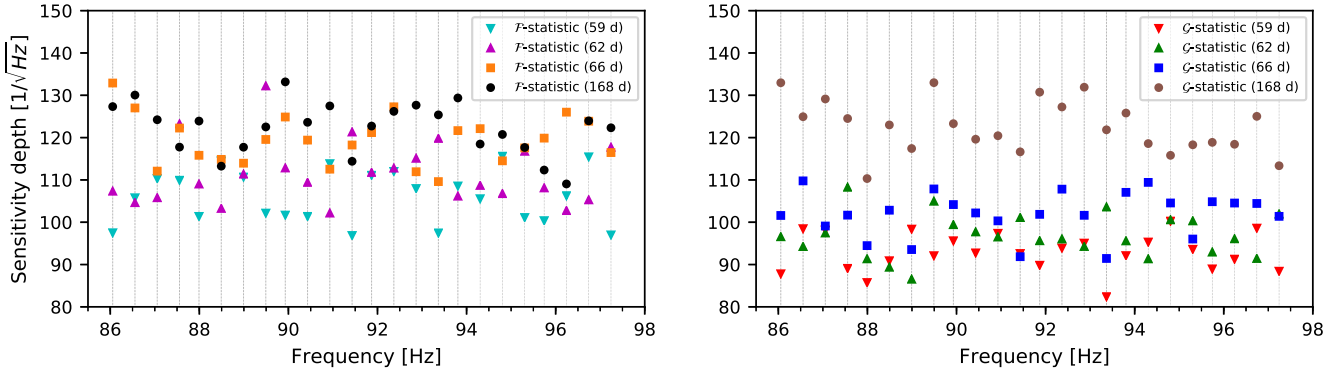
<sup>296</sup> A list of known instrumental spectral disturbances can be found at <https://www.gw-openscience.org/>.

<sup>297</sup> We expect that, even if the r-mode is re-activated after each occurring glitch, it is very unlikely that the excitation mechanism changes to the point that the gravitational energy dissipated in a single period might be higher than the total energy emitted in all the other periods. On the other hand, it is more plausible to have temporary noise disturbances that might occur for a limited period of time, thus affecting only one of the studied periods.





**Figure 8.** Gravitational-wave strain 90% upper limits as a function of the band frequency for the  $\mathcal{F}$ -statistic method (left panel) and the  $\mathcal{G}$ -statistic method (right panel) with  $1\sigma$  errors combining in quadrature the Monte Carlo simulation errors in amplitude ( $1\sigma$  errors of the sigmoid fit) with the detectors’ calibration uncertainty (see Section 2.1). Thin vertical lines mark the mid-band frequencies. Points are shifted from their mid-frequency values to improve visibility. (The data used to create this figure are available.)



**Figure 9.** Sensitivity depth for searches of the four time domain segments using the  $\mathcal{F}$ -statistic (left panel) and the  $\mathcal{G}$ -statistic (right panel). Thin vertical lines mark the mid-band frequencies.

As none of the outliers is loud enough to overcome the threshold, upper limits on the strain of the signal are computed.

*Upper limits.* Upper limits at 90% confidence level are computed every 0.25 Hz by means of software injections based on the procedure already used in standard narrowband searches (see, e.g., Aasi et al. 2015b; Abbott et al. 2017, 2019). Specifically, for each 0.25 Hz band, sets of 240 signals, with a fixed amplitude and randomly chosen parameters in their allowed range of variation, are injected in O3 data. The signal frequency and spin-down rate are shifted at each glitch epoch in such a way as to simulate glitches that occurred in the real signal we are searching for. These data are analyzed in exactly the same way as in the real search and the number of detected signals (i.e., those producing a value of the detection statistic above the detection threshold) are counted. By repeating the procedure for different amplitudes, the value corresponding to a detection efficiency of 90% is obtained through a linear interpolation among the two amplitudes corresponding to a detection probability just below and above 90%, respectively. An example of this procedure for the band 92–92.5 Hz is shown in Figure 14.

The upper limits obtained using this method are shown in Figure 15. The lower blue curve is obtained assuming a uniform prior on the polarization angle  $\psi$  and on the cosine of the star’s spin axis inclination angle  $\iota$ . On the other hand, the

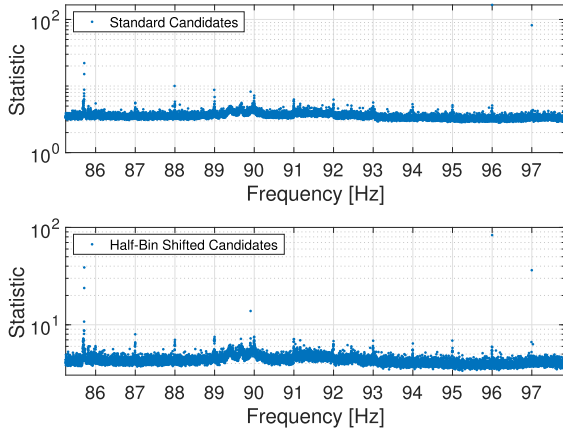
upper red curve assumes a “restricted” prior on  $\psi$  and  $\iota$  based on X-ray observations of the PWN, as discussed in Section 3.2. Specifically, we use for  $\psi$  a Gaussian distribution centered at 2.2864 rad with width of 0.0384 rad and a double Gaussian distribution for  $\iota$  centered at 1.522 rad and at 1.620 rad, both with standard deviation 0.016 rad.

The uncertainty on the upper limit is given by the combination (in quadrature) of the statistical error due to the finite number of injections ( $\sim 6\%$ ), the interpolation error in computing the amplitude corresponding to a detection efficiency of 90% (less than  $\sim 1\%$ ), and the data calibration uncertainty ( $\sim 7\%$ ) (see Section 2.1).

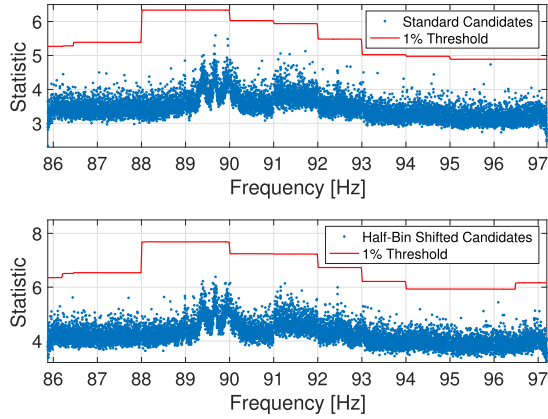
### 5.3. Astrophysical Constraints

We now discuss astrophysical consequences of our results. To understand if we are probing a realistic portion of parameter space and constraining theoretical models for r-mode driven spin-down of pulsar J0537, we compare our upper limits on the amplitude to the spin-down upper limit, i.e., the GW amplitude that would be needed to explain the entire measured spin-down of the star:

$$h_{\text{sd}} = \frac{1}{d} \sqrt{\frac{10G}{c^3} I_{zz} \frac{v|\dot{v}|}{f^2}} \approx 4.0 \times 10^{-26} \left( \frac{90 \text{ Hz}}{f} \right), \quad (21)$$

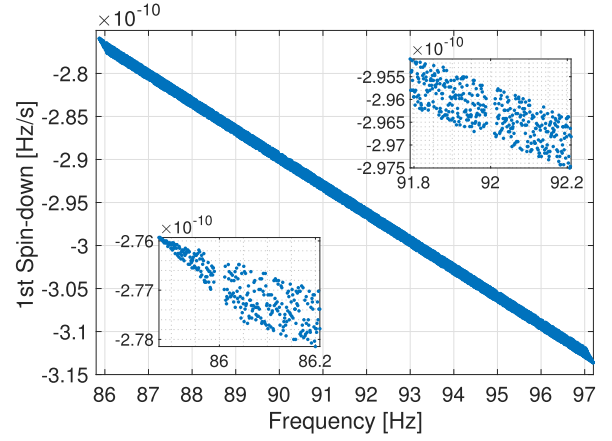


**Figure 10.** Normalized detection statistic for the full set of outliers selected by the 5-vector method on the natural and on the shifted search grid. Excess value of the detection statistic, due to detector disturbances, are evident at several integer frequencies.

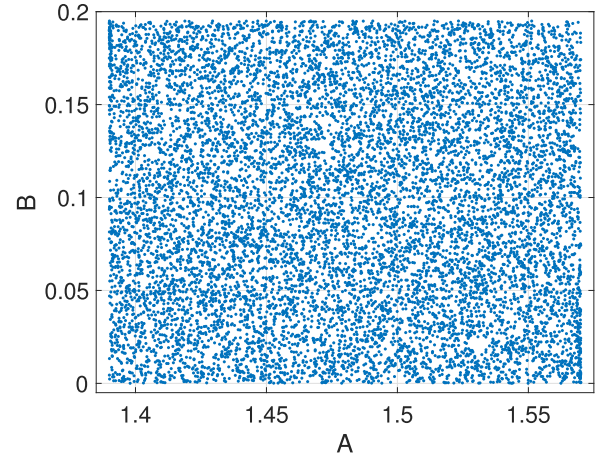


**Figure 11.** Normalized detection statistic for outliers selected in the natural frequency grid by the 5-vector method, after the application of the vetoing criteria discussed in the text. The top panel refers to the natural frequency grid, while the bottom panel refers to the shifted frequency grid. The red continuous line represents the 1%  $p$ -value threshold on the detection statistic used to identify significant outliers.

where  $d$  is distance to the source and we use  $I_{zz} = 10^{45} \text{ g cm}^2$  and values appropriate for J0537 to obtain the second equality. The spin axis of the star is taken to be in the  $z$  direction, and  $I_{zz}$  is the moment of inertia. Note that in our case the spin-down limit is not only an upper limit, but it is exactly the predicted amplitude of the signal in the theoretical picture proposed by Andersson et al. (2018) to explain the observed inter-glitch braking index of  $n = 7$ . There is, however, an uncertainty associated with Equation (21), as the relation between  $f$ ,  $\nu$ , and  $I_{zz}$  depends on the unknown EoS of dense matter. In order to quantify this uncertainty, we make use of the results of Idrisy et al. (2015), who find that to a good approximation the r-mode (and thus GW) frequency  $f$  can be expressed as a function of compactness  $\mathcal{C} = GM/c^2R$ , independently of the exact details of the EoS, and neglecting terms of order  $(\nu/\nu_K)^2$  (which is a good approximation for the rotation frequency  $\nu = 62 \text{ Hz}$  of J0537). The amplitude thus depends on only one parameter, which we can take to be the mass of the star  $M$  or  $I_{zz}$ , depending on which is more convenient.



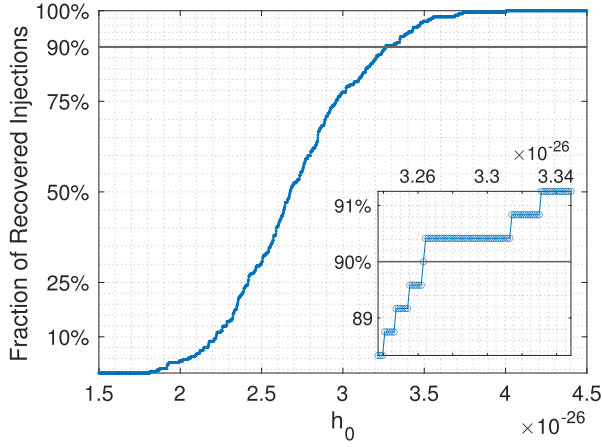
**Figure 12.** Outliers in the frequency/spin-down space selected by the 5-vector method after vetoing criteria have been applied. In the two insets, we highlight the 0.02 Hz gaps around the integer frequencies (due to the presence of detector disturbances). It is also possible to see the shape of the regions at the edges of the frequency bands, which is slightly different from the one studied using the  $\mathcal{F}/\mathcal{G}$  statistic pipeline (reported in Figure 2). The shape of these regions is constrained from Equations (16) and (17) using the ranges given by Equations (4) and (5).



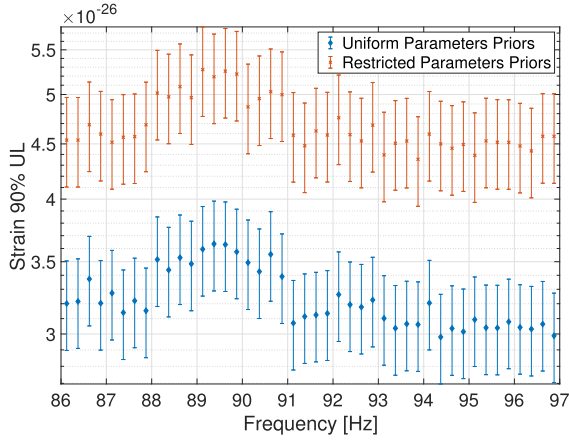
**Figure 13.** Outliers in the space of physical parameters ( $A$ ,  $B$ ) selected by the 5-vector method after vetoing criteria have been applied.

In Figure 16, we show the physically plausible ranges for mass  $M$  and moment of inertia  $I_{zz}$  for the GW frequencies of our searches. Note that these ranges make no assumption as to whether r-modes actually do account for the observed spin-down; they simply reflect the range of possible values of  $M$  and  $I_{zz}$  consistent with a given compactness, given our lack of knowledge of the true EoS of dense matter. The upper limits on  $M$  and  $I_{zz}$  are physically well motivated and correspond to a causally limited EoS in the core of the star, attached to a crustal EoS at lower densities (Haskell et al. 2018), i.e., to a hard equation of state. The lower limits are observationally motivated and set by the softest EoSs considered by Idrisy et al. (2015), which are conservatively chosen as to be consistent with the 99.7% confidence limit of the observed mass of  $1.97M_\odot$  of PSR J1614–2230 (Demorest et al. 2010; note that the mass measurement has since been refined; see Arzoumanian et al. 2018).

Having established the physically plausible range for  $I_{zz}$ , we calculate the range of  $h_{sd}$  from Equation (21) and compare it to the sensitivity upper limits of our searches. This is shown in



**Figure 14.** Fraction of recovered injected signals as a function of the strain amplitude  $h_0$ . The 90% threshold represents the level where the upper limit is identified. On the bottom-right corner, we show an enlargement of the upper limit region. This example refers to the band 92–92.5 Hz.



**Figure 15.** Gravitational-wave strain 90% confidence level upper limits as a function of frequency, obtained using the 5-vector pipeline. The bottom blue points correspond to a uniform prior on the polarization angle  $\psi$  and the cosine of the star’s rotation axis inclination angle  $\iota$ , while the upper red points correspond to “restricted” priors based on X-ray observations of the PWN (see the text for details).

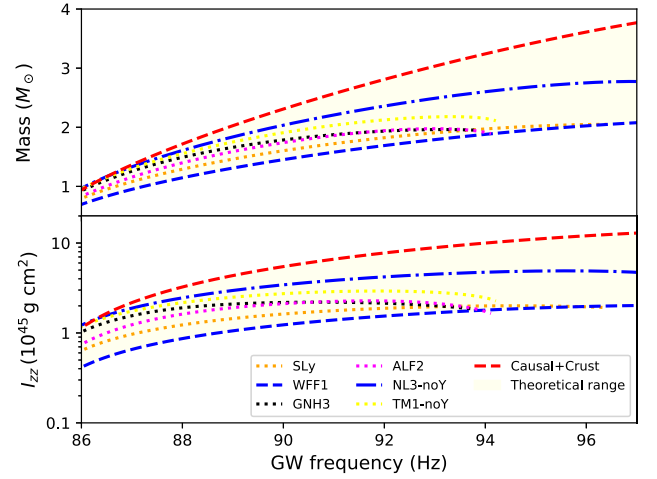
(The data used to create this figure are available.)

Figure 17, where for simplicity we plot only a range between the upper limit set by the stiffest EoS (the causally limited EoS with crust) and the lower limits set by our softest EoS, WFF1. We see that our searches are probing a physically significant portion of parameter space for all frequencies. At frequencies above  $f \gtrsim 90$  Hz, our searches are starting to probe below the limits of the r-mode-driven spin-down scenario.

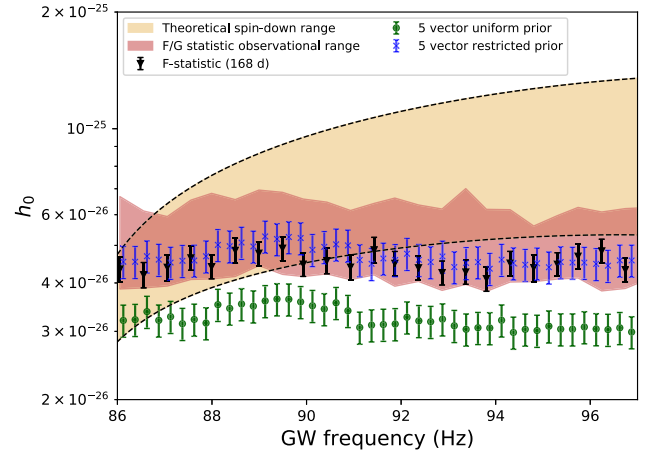
Another physical quantity of interest is the r-mode amplitude  $\alpha$  that leads to a GW signal with an amplitude  $h_0$ , defined as (Owen 2010):

$$\alpha = \sqrt{\frac{5}{8\pi}} \frac{c^5}{G} \frac{h_0}{(2\pi f)^3} \frac{d}{MR^3 \bar{J}} \approx 0.017 \left( \frac{90 \text{ Hz}}{f} \right)^3 \left( \frac{h_0}{10^{-26}} \right), \quad (22)$$

where for the second equality we assumed typical values of  $M = 1.4 M_\odot$  and  $R = 12$  km and used the distance to J0537.  $\bar{J}$  is the dimensionless canonical angular momentum of the r-mode, which depends only weakly on the EoS, and we fix to

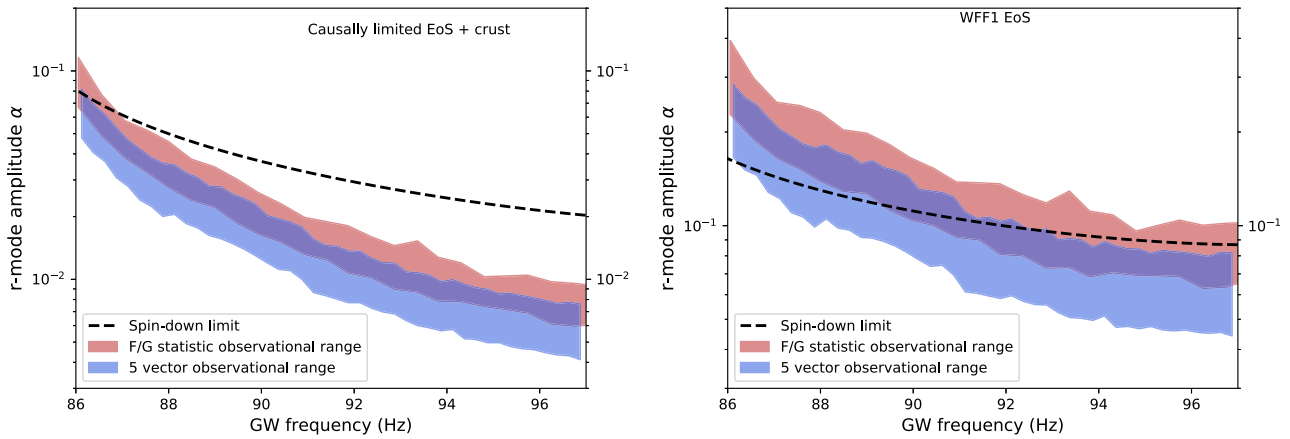


**Figure 16.** Ranges of theoretically possible mass  $M$  and moment of inertia  $I_{zz}$  consistent with r-mode emission at the GW frequencies explored in our searches. These ranges reflect our uncertainty in the true equation of state of dense matter, and make no assumption as to whether the observed spindown is driven by r-modes. The upper limit is set by the stiffest possible equation of state (EoS) from Haskell et al. (2018), which is causally limited in the core and attached to a realistic crustal model, and the lower limit is set by the softest EoS we consider, WFF1, that is still compatible with the observations of a  $\approx 2 M_\odot$  neutron star, as described in Idrisy et al. (2015).



**Figure 17.** Upper limits on gravitational-wave amplitude  $h_0(f)$  obtained from searches using the  $\mathcal{F}/\mathcal{G}$ -statistic and 5-vector methods. For ease of understanding we plot the results of the  $\mathcal{F}$ -statistic pipeline only for the longest stretch of data, and indicate the full range of results of the  $\mathcal{F}/\mathcal{G}$ -statistic pipeline as a shaded band. The dashed lines are set by the stiffest and softest EoSs considered here and enclose a range of theoretical  $h_0$  (see the text for details).

$\bar{J} = 0.0164$ , the value calculated by Owen et al. (1998) for an  $n = 1$  polytrope. We can use the fit of Idrisy et al. (2015) to express the frequency  $f$  in terms of compactness and reduce to a single free parameter that encodes the EoS dependence. In Figure 18, we plot upper limits on the amplitude  $\alpha$  for our two limiting EoSs, the causally limited EoS with crust and the WFF1 EoS. We see that in both cases the sensitivity of the searches is close to or below the spin-down limit, especially for the stiffest EoS, and is starting to constrain the range of values predicted by theoretical models such as those of Alford & Schwenzer (2014) and Andersson et al. (2018). We may also visualize the constraints on the r-mode-driven spin-down scenario in terms of a constraint on the mass of the neutron star, by using the EoS-independent relations between moment



**Figure 18.** Upper limits on the  $r$ -mode amplitude  $\alpha$  calculated for two different EoSs. Results for the stiffest EoS we consider, the causally limited EoS with crust, are plotted in the left panel and results for the softest case in our analysis, the WFF1 EoS, are plotted in the right panel. The dotted lines show the amplitude  $\alpha$  that would correspond to the spin-down limit.

of inertia and compactness of Breu & Rezzolla (2016), together with the fits of Idrisy et al. (2015), so that the only free parameter that encodes the EoS dependence in Equation (21) is the mass of the star. The results are plotted in Figure 19 where we see that our observational results allow for the  $r$ -mode-driven spin-down scenario for soft EoSs and lower-mass neutron stars. Note, however, that for our most sensitive search, the 5-vector search with uniform priors, most of the parameter space is actually excluded, and only the softest EoSs and neutron star masses  $M \lesssim 0.9 M_{\odot}$  are consistent with a GW driven spin-down.

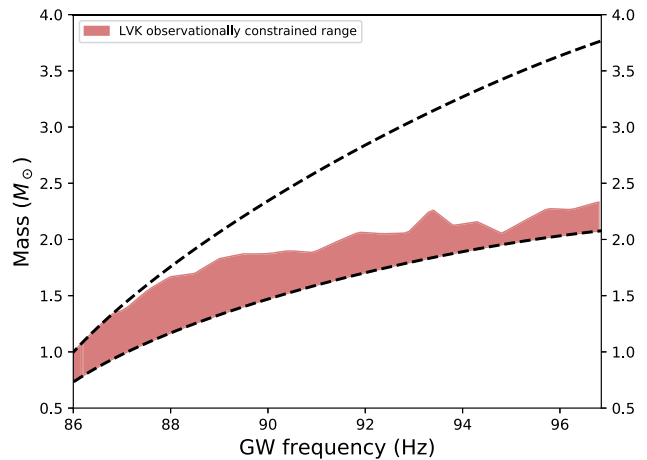
It is also useful to compare the upper limits on  $\alpha$  presented above with theoretical estimates of the so-called *saturation amplitude*, i.e., the amplitude at which an unstable  $r$ -mode stops growing due to non-linear hydrodynamical couplings with other modes. The value of the saturation amplitude is highly uncertain and could be even orders of magnitude smaller than the upper limits presented above (see, e.g., Arras et al. 2003; Brink et al. 2004; Bondarescu et al. 2009). In this sense, the results presented here are consistent with such theoretical estimates.

## 6. Discussion

We presented searches for GWs due to  $r$ -modes in the X-ray pulsar J0537, motivated by theoretical models and observational evidence that the spin-down of the pulsar may be driven by GW emission due to such an unstable oscillation. The search is enabled by a timing ephemeris obtained from NICER data (Ho et al. 2020), which includes the times of three glitches, and allows us to search in the epochs between glitches, making use of pipelines based on the 5-vector method and the time domain  $\mathcal{F}/\mathcal{G}$ -statistic method.

No signal is detected, but we set upper limits on the GW amplitude, which improve by a factor of up to 3 on previous upper limits obtained by Fesik & Papa (2020a, 2020b) who use data from the O1 and O2 runs of the Advanced LIGO network. The improvement is mostly due to the increased sensitivity of the O3 data analyzed in our searches and to the contemporaneous timing ephemeris obtained from NICER data.

The upper limits set by our searches probe a significant portion of parameter space for all frequencies and are beginning to be in tension with the lower limits predicted for the strain if GW emission due to an  $r$ -mode is indeed driving



**Figure 19.** Limits on the mass  $M$  of J0537 which are consistent with the assumption that gravitational-wave emission due to  $r$ -modes is the dominant mechanism causing the observed spin-down behavior of the pulsar.

the entire spin-down of J0537. In fact, for our most sensitive search, only a neutron star with mass  $M \lesssim 0.9 M_{\odot}$  is still consistent with the star being spun down by GW emission due to  $r$ -modes. In other words, for a range of frequencies  $f \gtrsim 90$  Hz, our searches are probing below the spin-down limit and would be sensitive to emission due to  $r$ -modes of lower amplitude than that needed to explain the observations of an inter-glitch braking index of  $n=7$  or to the presence of an  $r$ -mode that is excited by the glitch but subsequently damped. We note, in fact, that we have considered the scenario favored by the models of Andersson et al. (2018), in which the  $r$ -mode is always on. This is also the most optimistic scenario for detection. In the case in which the  $r$ -mode is damped, the sensitivity of the search will be degraded, as discussed in detail by Fesik & Papa (2020a) who report a degradation by a factor of  $\approx 4$  with respect to the case where the mode is always on; see Santiago-Prieto et al. (2012) for a discussion of this scenario.

We conclude by pointing out that it is crucial that J0537 continue to be observed by electromagnetic observatories in order to provide the ephemeris for future, more sensitive, searches which will be able to securely rule out this theoretical scenario or confirm it with a detection. Such a detection would be of great theoretical importance, as it would not only be the first direct detection of GW emission due to  $r$ -modes



(Andersson 1998) but also confirm the theoretical suggestion that neutron stars are born rapidly rotating and spun down by GW emission to the currently observed periods of the (non-recycled) pulsar population (Lindblom et al. 1998; Andersson 1998; Friedman and Morsink 1998; Andersson et al. 1999; Alford & Schwenzer 2014).

The authors gratefully acknowledge the support of the United States National Science Foundation (NSF) for the construction and operation of the LIGO Laboratory and Advanced LIGO as well as the Science and Technology Facilities Council (STFC) of the United Kingdom, the Max Planck Society (MPS), and the State of Niedersachsen/Germany for support of the construction of Advanced LIGO and construction and operation of the GEO600 detector. Additional support for Advanced LIGO was provided by the Australian Research Council. The authors gratefully acknowledge the Italian Istituto Nazionale di Fisica Nucleare (INFN), the French Centre National de la Recherche Scientifique (CNRS) and the Netherlands Organization for Scientific Research, for the construction and operation of the Virgo detector and the creation and support of the EGO consortium. The authors also gratefully acknowledge research support from these agencies as well as by the Council of Scientific and Industrial Research of India, the Department of Science and Technology, India, the Science & Engineering Research Board (SERB), India, the Ministry of Human Resource Development, India, the Spanish Agencia Estatal de Investigación, the Vicepresidència i Conselleria d’Innovació Recerca i Turisme and the Conselleria d’Educació i Universitat del Govern de les Illes Balears, the Conselleria d’Innovació Universitats, Ciència i Societat Digital de la Generalitat Valenciana and the CERCA Programme Generalitat de Catalunya, Spain, the National Science Centre of Poland and the Foundation for Polish Science (FNP), the Swiss National Science Foundation (SNSF), the Russian Foundation for Basic Research, the Russian Science Foundation, the European Commission, the European Regional Development Funds (ERDF), the Royal Society, the Scottish Funding Council, the Scottish Universities Physics Alliance, the Hungarian Scientific Research Fund (OTKA), the French Lyon Institute of Origins (LIO), the Belgian Fonds de la Recherche Scientifique (FRS-FNRS), Actions de Recherche Concertées (ARC) and Fonds Wetenschappelijk Onderzoek—Vlaanderen (FWO), Belgium, the Paris Île-de-France Region, the National Research, Development and Innovation Office Hungary (NKFIH), the National Research Foundation of Korea, the Natural Science and Engineering Research Council Canada, Canadian Foundation for Innovation (CFI), the Brazilian Ministry of Science, Technology, and Innovations, the International Center for Theoretical Physics South American Institute for Fundamental Research (ICTP-SAIFR), the Research Grants Council of Hong Kong, the National Natural Science Foundation of China (NSFC), the Leverhulme Trust, the Research Corporation, the Ministry of Science and Technology (MOST), Taiwan, the United States Department of Energy, and the Kavli Foundation. The authors gratefully acknowledge the support of the NSF, STFC, INFN and CNRS for provision of computational resources. This work was supported by MEXT, JSPS Leading-edge Research Infrastructure Program, JSPS Grant-in-Aid for Specially Promoted Research 26000005, JSPS Grant-in-Aid for Scientific Research on Innovative Areas

2905: JP17H06358, JP17H06361 and JP17H06364, JSPS Core-to-Core Program A. Advanced Research Networks, JSPS Grant-in-Aid for Scientific Research (S) 17H06133, the joint research program of the Institute for Cosmic Ray Research, University of Tokyo, National Research Foundation (NRF) and Computing Infrastructure Project of KISTI-GSDC in Korea, Academia Sinica (AS), AS Grid Center (ASGC) and the Ministry of Science and Technology (MoST) in Taiwan under grants including AS-CDA-105-M06, Advanced Technology Center (ATC) of NAOJ, and Mechanical Engineering Center of KEK. We would like to thank all of the essential workers who put their health at risk during the COVID-19 pandemic, without whom we would not have been able to complete this work.

D.An. acknowledges support from an EPSRC fellowship (EP/T017325/1) and NCN grant 2015/18/E/ST9/00577. T. En. is supported by JSPS/MEXT KAKENHI grant numbers 15H00845, 17K18776, and 18H04584. C.M.E. acknowledges support from ANID FONDECYT/Regular 1171421. W.C.G. H. acknowledges support through grant 80NSSC21K0091 from NASA.

## References

- Aasi, J., Abbott, B. P., Abbott, R., et al. 2015a, *CQGr*, **32**, 074001  
Aasi, J., Abbott, B. P., Abbott, R., et al. 2015b, *PhRvD*, **91**, 022004  
Aasi, J., Abadie, J., Abbott, B. P., et al. 2014, *CQGr*, **31**, 165014  
Abbott, B. P., Abbott, R., Abbott, T. D., et al. 2017, *PhRvD*, **96**, 122006  
Abbott, R., Abbott, T. D., Abraham, S., et al. 2019, *PhRvD*, **99**, 122002  
Abbott, R., Abbott, T. D., Abraham, S., et al. 2020, *ApJL*, **913**, L27  
Alford, M. G., & Schwenzer, K. 2014, *ApJ*, **781**, 26  
Andersson, N. 1998, *ApJ*, **502**, 708  
Andersson, N., Antonopoulou, D., Espinoza, C. M., Haskell, B., & Ho, W. C. G. 2018, *ApJ*, **864**, 137  
Andersson, N., Kokkotas, K., & Schutz, B. F. 1999, *ApJ*, **510**, 846  
Antonopoulou, D., Espinoza, C. M., Kuiper, L., & Andersson, N. 2018, *MNRAS*, **473**, 1644  
Arras, P., Flanagan, E. E., Morsink, S. M., et al. 2003, *ApJ*, **591**, 1129  
Arzoumanian, Z., Brazier, A., Burke-Spolaor, S., et al. 2018, *ApJS*, **235**, 37  
Astone, P., Borkowski, K. M., Jaranowski, P., Pietka, M., & Królak, A. 2010, *PhRvD*, **82**, 022005  
Astone, P., Colla, A., D’Antonio, S., et al. 2014, *PhRvD*, **89**, 062008  
Behnke, B., Papa, M. A., & Prix, R. 2015, *PhRvD*, **91**, 064007  
Bondaescu, R., Teukolsky, S. A., & Wasserman, I. 2009, *PhRvD*, **79**, 104003  
Bradt, H. V., Rothschild, R. E., & Swank, J. H. 1993, *A&AS*, **97**, 355  
Brady, P., Creighton, T., Cutler, C., & Schutz, B. 1998, *PhRvD*, **57**, 2101  
Breu, C., & Rezzolla, L. 2016, *MNRAS*, **459**, 646  
Brink, J., Teukolsky, S. A., & Wasserman, I. 2004, *PhRvD*, **70**, 121501  
Caride, S., Inta, R., Owen, B. J., & Rajbhandari, B. 2019, *PhRvD*, **100**, 064013  
Conway, J., & Slone, N. 1999, *Sphere packings, lattices and groups* (New York: Springer)  
Cutler, C., & Schutz, B. F. 2005, *PhRvD*, **72**, 063006  
Demorest, P. B., Pennucci, T., Ransom, S. M., Roberts, M. S. E., & Hessels, J. W. T. 2010, *Natur*, **467**, 1081  
Ferdman, R. D., Archibald, R. F., Gourgouliatos, K. N., & Kaspi, V. M. 2018, *ApJ*, **852**, 123  
Fesik, L., & Papa, M. A. 2020a, *ApJ*, **895**, 11  
Fesik, L., & Papa, M. A. 2020b, *ApJ*, **897**, 185  
Friedman, J. L., & Morsink, S. M. 1998, *ApJ*, **502**, 714  
Fuentes, J. R., Espinoza, C. M., & Reisenegger, A. 2019, *A&A*, **630**, A115  
Gendreau, K. C., Arzoumanian, Z., & Okajima, T. 2012, *Proc. SPIE*, **8443**, 844313  
Haskell, B. 2015, *IJMPA*, **24**, 1541007  
Haskell, B., & Melatos, A. 2015, *IJMPD*, **24**, 1530008  
Haskell, B., Zdunik, J. L., Fortin, M., et al. 2018, *A&A*, **620**, A69  
Hessels, J. W. T., Ransom, S. M., Stairs, I. H., et al. 2006, *Sci*, **311**, 1901  
Ho, W. C. G., Espinoza, C. M., Arzoumanian, Z., et al. 2020, *MNRAS*, **498**, 4605  
Howitt, G., Melatos, A., & Delaigle, A. 2018, *ApJ*, **867**, 60  
Idrisy, A., Owen, B. J., & Jones, D. I. 2015, *PhRvD*, **91**, 024001  
Jaranowski, P., & Królak, A. 2009, *Analysis of Gravitational-Wave Data* (Cambridge: Cambridge Univ. Press)

- Jaranowski, P., & Królak, A. 2010, *CQGra*, **27**, 194015
- Jaranowski, P., Królak, A., & Schutz, B. F. 1998, *PhRvD*, **58**, 063001
- Jones, D. I. 2010, *MNRAS*, **402**, 2503
- Kokkotas, K. D., & Schwenzer, K. 2016, *EPJA*, **52**, 38
- Królak, A., Tinto, M., & Vallisneri, M. 2004, *PhRvD*, **70**, 022003
- Królak, A., Tinto, M., & Vallisneri, M. 2007, *PhRvD*, **76**, 069901
- Lebigot, E. O. 2020, Uncertainties: a Python package for calculations with uncertainties (v3.1.5), <http://pythonhosted.org/uncertainties>
- Levin, Y., & Ushomirsky, G. 2001, *MNRAS*, **324**, 917
- Lindblom, L., Owen, B. J., & Morsink, S. M. 1998, *PhRvL*, **80**, 4843
- Marshall, F. E., Gotthelf, E. V., Middleditch, J., Wang, Q. D., & Zhang, W. 2004, *ApJ*, **603**, 682
- Marshall, F. E., Gotthelf, E. V., Zhang, W., Middleditch, J., & Wang, Q. D. 1998, *ApJL*, **499**, L179
- Mastrogiovanni, S., Astone, P., D'Antonio, S., et al. 2017, *CQGra*, **34**, 135007
- Melatos, A., Peralta, C., & Wyithe, J. S. B. 2008, *ApJ*, **672**, 1103
- Middleditch, J., Marshall, F. E., Wang, Q. D., Gotthelf, E. V., & Zhang, W. 2006, *ApJ*, **652**, 1531
- Ng, C.-Y., & Romani, R. W. 2008, *ApJ*, **673**, 411
- Owen, B. J. 2010, *PhRvD*, **82**, 104002
- Owen, B. J., Lindblom, L., Cutler, C., et al. 1998, *PhRvD*, **58**, 084020
- Pietrzyński, G., Graczyk, D., Gaienne, A., et al. 2019, *Natur*, **567**, 200
- Pisarski, A., Jaranowski, P., & Pietka, M. 2011, *PhRvD*, **83**, 043001
- Prix, R. 2007, *PhRvD*, **75**, 023004
- Rajbhandari, B., Owen, B. J., Caride, S., & Inta, R. 2021, arXiv:2101.00714
- Santiago-Prieto, I., Heng, I. S., Jones, D. I., & Clark, J. 2012, *JPhCS*, **363**, 012042
- Sun, L., Goetz, E., Kissel, J. S., et al. 2020, *CQGra*, **37**, 225008
- Townsley, L. K., Broos, P. S., Feigelson, E. D., Garmire, G. P., & Getman, K. V. 2006, *AJ*, **131**, 2164
- Van Rossum, G., & Drake, F. L. 2009, Python 3 Reference Manual (Scotts Valley, CA: Create Space)
- Virtanen, P., Gommers, R., Oliphant, T. E., et al. 2020, *NatMe*, **17**, 261