

New tests of dark sector interactions from the full-shape galaxy power spectrum

Rafael C. Nunes^{1,2,*}, Sunny Vagnozzi^{3,†}, Suresh Kumar^{4,‡}, Eleonora Di Valentino^{5,§} and Olga Mena^{6,||}

¹*Instituto de Física, Universidade Federal do Rio Grande do Sul, 91501-970 Porto Alegre RS, Brazil*

²*Divisão de Astrofísica, Instituto Nacional de Pesquisas Espaciais, Avenida dos Astronautas 1758, São José dos Campos, 12227-010 São Paulo, Brazil*

³*Kavli Institute for Cosmology (KICC) and Institute of Astronomy, University of Cambridge, Madingley Road, Cambridge CB3 0HA, United Kingdom*

⁴*Department of Mathematics, Indira Gandhi University, Meerpur, Haryana 122502, India*

⁵*School of Mathematics and Statistics, University of Sheffield, Hounsfield Road, Sheffield S3 7RH, United Kingdom*

⁶*Instituto de Física Corpuscular (IFIC), University of Valencia-CSIC, E-46980 Valencia, Spain*



(Received 18 March 2022; accepted 19 May 2022; published 8 June 2022)

We explore the role of redshift-space galaxy clustering data in constraining nongravitational interactions between dark energy (DE) and dark matter (DM), for which state-of-the-art limits have so far been obtained from late-time background measurements. We use the joint likelihood for prereconstruction full-shape (FS) galaxy power spectrum and postreconstruction Baryon Acoustic Oscillation (BAO) measurements from the BOSS DR12 sample, alongside Cosmic Microwave Background (CMB) data from *Planck*: from this dataset combination we infer $H_0 = 68.02^{+0.49}_{-0.60}$ km/s/Mpc and the 2σ lower limit $\xi > -0.12$, among the strongest limits ever reported on the DM-DE coupling strength ξ for the particular model considered. Contrary to what has been observed for the Λ CDM model and simple extensions thereof, we find that the CMB + FS combination returns tighter constraints compared to the CMB + BAO one, suggesting that there is valuable additional information contained in the broadband of the power spectrum. We test this finding by running additional CMB-free analyses and removing sound horizon information, and discuss the important role of the equality scale in setting constraints on DM-DE interactions. Our results reinforce the critical role played by redshift-space galaxy clustering measurements in the epoch of precision cosmology, particularly in relation to tests of nonminimal dark sector extensions of the Λ CDM model.

DOI: [10.1103/PhysRevD.105.123506](https://doi.org/10.1103/PhysRevD.105.123506)

I. INTRODUCTION

Dark energy (DE) accounts for approximately 70% of the Universe's energy budget, yet its nature remains puzzling. Within the standard six-parameter Λ CDM cosmological model, DE takes the form of a smooth, time-independent, spatially uniform vacuum energy component. This simple model is able to provide an extremely good fit to a wide variety of cosmological and astrophysical observations, including anisotropies in the Cosmic Microwave Background (CMB), the clustering of the large-scale structure (LSS), the magnitude-redshift relation of type Ia Supernovae (SNeIa) in the Hubble flow, the distortion of images of distant galaxies due to weak lensing

from the intervening LSS (cosmic shear), and the abundances of light elements [1–10].

Of course, this very economical picture does not need to be the end of the story as far as DE is concerned. One reason for this belief is the (in)famous *cosmological constant problem* [11]. In an attempt to construct more realistic physical models for DE, significant effort has been placed into going beyond the minimal scenario. Examples include models endowing DE with a dynamical nature [12–14], or featuring nontrivial interactions between DE and other components of the Universe's energy budget. Examples of the latter are interacting DE (IDE) models, which exhibit interactions between dark matter (DM) and DE, historically motivated by attempts to address the *coincidence problem* [15–17].¹

*rafadcnunes@gmail.com

†sunny.vagnozzi@ast.cam.ac.uk

‡suresh.math@igu.ac.in

§e.divalentino@sheffield.ac.uk

||omena@ific.uv.es

¹However, the amount of energy exchange required to address this problem is now excluded by observations. See in addition Refs. [18,19] for further issues which have been raised in this context owing to quantum corrections.

State-of-the-art constraints on IDE cosmologies arise primarily from measurements of temperature and polarization anisotropies in the CMB, in combination with measurements of the late-time background expansion history from BAO and Hubble flow SNeIa. In combination, these probes have set stringent constraints on the strength of the DM-DE interaction, typically denoted by ξ : the constraints depend on the specific assumptions concerning the form of the interaction, and on the datasets adopted, but typically restrict $|\xi| \lesssim \mathcal{O}(0.1)$ (see e.g., Refs. [20–24] for some of the latest constraints, see also Refs. [25–27]). Incidentally, these tight constraints from BAO and SNeIa are the key reason why IDE scenarios fall short of fully addressing the Hubble tension [28–37], despite these models having experienced somewhat of a revival in recent years in attempts to address cosmological tensions (see e.g., Refs. [38–42] for reviews on the Hubble tension).

In recent years, significant efforts have gone into extracting LSS clustering information beyond that contained within the (reconstructed) BAO peaks, using information from the full-shape (FS) power spectrum of biased tracers of the LSS. These efforts have been driven in part by significant advances in the so-called effective-field theory of LSS (EFTofLSS) [43], which have allowed for concrete applications of this framework to real data from galaxy redshift surveys: these advances motivate us to re-analyze IDE models in this context. It is our major goal in the present work to explore whether redshift-space galaxy clustering data can improve state-of-the-art constraints on the DM-DE interaction strength.²

The rest of this paper is then organized as follows. In Sec. II, we review the physics of IDE models, present the specific model we will study, before briefly discussing the EFT of LSS and how our model fits within this framework. In Sec. III we discuss the datasets and analysis methodology we make use of. The results of this analysis are presented in Sec. IV. Finally, in Sec. V we provide our concluding remarks.

²We note that the same interacting DE model that will be examined in this work had actually been confronted against FS galaxy power spectrum measurements by one of us in 2009 in Ref. [44]. However, this early study was performed using the FS power spectrum of luminous red galaxies from the Sloan Digital Sky Survey (SDSS) Data Release 4 (DR4) sample, alongside CMB and SNeIa measurements from WMAP and the Union dataset. All these datasets are now significantly outdated, and the modeling of the FS galaxy power spectrum was significantly simplified. Therefore it is extremely timely to re-examine this issue nearly 15 years later, making use of state-of-the-art cosmological measurements, in combination with a more robust theoretical modeling of the FS galaxy power spectrum. See also the later Ref. [45] for an investigation of horizon-scale relativistic effects in the galaxy power spectrum in the presence of interacting DE.

II. DARK SECTOR INTERACTIONS AND THE FULL-SHAPE GALAXY POWER SPECTRUM

A. Interacting dark energy

We begin by reviewing the basic features of IDE models. In the following, we shall work under the assumption of a spatially flat Friedmann-Lemaître-Robertson-Walker metric. In the absence of DM-DE interactions the stress-energy tensors of DM and DE, which we denote by $T_c^{\mu\nu}$ and $T_x^{\mu\nu}$ respectively, are separately covariantly conserved. This implies:

$$\nabla_\nu T_c^{\mu\nu} = \nabla_\nu T_x^{\mu\nu} = 0, \quad (1)$$

where ∇_μ denotes the covariant derivative. However, particularly in the case where DE is described by a new light field (as in quintessence models), couplings of DE to matter fields (typically with gravitational strength) are somewhat unavoidable, unless protected by a specific symmetry [46]. When introducing non-gravitational interactions between DM and DE, there are essentially two ways to proceed. One can either work from first principles in the context of a specific (possibly UV-complete) model, where the interaction between the dark components is introduced at the level of the action. Historically, this was in fact the approach first followed, particularly in the context of so-called *coupled quintessence* models, where a light quintessence DE field is coupled to the DM field [47–51]. Alternatively, one can introduce a phenomenological parametrization for the DM-DE interaction at the level of the conservation equations in Eq. (1), in such a way that the two stress-energy tensors are separately not conserved, but their sum is. In this work, we shall follow the second approach.³ Typically, one assumes that the covariant derivatives of the DM and DE stress-energy tensors evolve as:

$$\nabla_\nu T_c^{\mu\nu} = \frac{Q u_c^\mu}{a}; \quad (2)$$

$$\nabla_\nu T_x^{\mu\nu} = -\frac{Q u_c^\mu}{a}, \quad (3)$$

where u_c^μ is the DM velocity 4-vector, and Q is the DM-DE interaction rate (with units of energy per volume per time). At this point, one needs to make a (phenomenological) choice for the functional form of Q . A choice commonly adopted in the literature is the following:

$$Q = \xi \mathcal{H} \rho_x, \quad (4)$$

³We note that a separate but nonetheless associated possibility recently considered in the literature is that where DE interacts either with baryons [52–56] or with electromagnetism [57–61]. See also Refs. [62,63] for works discussing the related possibility of direct detection of DE.

where \mathcal{H} is the conformal Hubble rate, ρ_x is the DE energy density and ξ is a dimensionless parameter which controls the strength of the DM-DE interaction: a value of $\xi > 0$ ($\xi < 0$) indicates energy transfer from the DE (DM) to the DM (DE) sector.

A comment is in order regarding the appearance of \mathcal{H} in the interaction rate. This might appear puzzling at first, as it may suggest that an interaction rate which should ultimately be determined by local interactions is actually sensitive to a global quantity such as the expansion rate, see e.g., Ref. [64]. In reality, the appearance of \mathcal{H} is ultimately a consequence of the first principle of thermodynamics, a local law (independently of the context to which one applies it, for example cosmology) which essentially states that changes in the density respond to changes in the volume due to cosmic expansion. In other words, the conservation equations do not explicitly know about the underlying cosmology or theory of gravity, but only about the change in scale or volume. In fact, one can eliminate \mathcal{H} entirely and use the scale factor as time variable (as in the noninteracting case).⁴ In addition, we note that Ref. [65] explicitly showed how interaction rates featuring factors related to \mathcal{H} , including but not limited to the case considered in Eq. (4), may naturally emerge from first principles when considering well-motivated field theories for IDE scenarios.

In the presence of the coupling given by Eq. (4), the continuity equations for the DM and DE energy densities ρ_c and ρ_x are modified to

$$\dot{\rho}_c + 3\mathcal{H}\rho_c = \xi\mathcal{H}\rho_x; \quad (5)$$

$$\dot{\rho}_x + 3\mathcal{H}(1 + w_x)\rho_x = -\xi\mathcal{H}\rho_x, \quad (6)$$

where w_x is the DE equation of state (EoS). Assuming that both w_x and ξ are constant in cosmic time, the above Eqs. (5) and (6) can be analytically integrated to give

$$\rho_c = \frac{\rho_{c,0}}{a^3} + \frac{\rho_{x,0}}{a^3} \left[\frac{\xi}{3w_x + \xi} (1 - a^{-3w_x - \xi}) \right]; \quad (7)$$

$$\rho_x = \frac{\rho_{x,0}}{a^{3(1+w_x)+\xi}}, \quad (8)$$

where $\rho_{c,0}$ and $\rho_{x,0}$ are the present-day energy densities of DM and DE. From Eq. (8), we see that in the presence of such an interaction the DE component effectively behaves as a component with EoS $w_{x,\text{eff}} = w_x + \xi/3$.

The presence of the DM-DE coupling also modifies the evolution of perturbations. Working in synchronous gauge, the coupled system of linear Einstein-Boltzmann equations

for the evolution of the DM and DE density perturbations (δ_c and δ_x) and velocity divergences (θ_c and θ_x) is given by [64,66,67]

$$\dot{\delta}_c = -\theta_c - \frac{1}{2}\dot{h} + \xi\mathcal{H}\frac{\rho_x}{\rho_c}(\delta_x - \delta_c) + \xi\frac{\rho_x}{\rho_c}\left(\frac{kv_T}{3} + \frac{\dot{h}}{6}\right); \quad (9)$$

$$\dot{\theta}_c = -\mathcal{H}\theta_c; \quad (10)$$

$$\begin{aligned} \dot{\delta}_x = & -(1 + w_x)\left(\theta_x + \frac{\dot{h}}{2}\right) - \xi\left(\frac{kv_T}{3} + \frac{\dot{h}}{6}\right) \\ & - 3\mathcal{H}(1 - w_x)\left[\delta_x + \frac{\mathcal{H}\theta_x}{k^2}(3 + 3w_x + \xi)\right]; \end{aligned} \quad (11)$$

$$\dot{\theta}_x = 2\mathcal{H}\theta_x + \frac{k^2}{1 + w_x}\delta_x + 2\mathcal{H}\frac{\xi}{1 + w_x}\theta_x - \xi\mathcal{H}\frac{\theta_c}{1 + w_x}, \quad (12)$$

where we set the DE sound-speed squared to $c_{s,x}^2 = 1$, and h and v_T refer to the trace of the metric perturbation h_{ij} in the synchronous gauge and to the center of mass velocity for the total fluid, respectively, where the appearance of the latter is required by gauge-invariance arguments [66]. The initial conditions for the DE density perturbation and velocity divergence are also modified, following Ref. [66].

Furthermore, one needs to avoid instabilities in the system of Eqs. (9)–(12). Gravitational and nonadiabatic (early-time) instabilities can be avoided provided that (a) $w_x \neq -1$, and (b) ξ and $(1 + w_x)$ carry opposite signs [44,66]. In this work, our goal will be that of examining a scenario which is as close as possible to that of an interacting vacuum, where $w_x = -1$. This is strictly speaking not possible, due to gravitational instabilities. However, here we will opt for the phenomenological choice of setting $1 + w_x$ to a small but nonzero value. Specifically, we fix $w_x = -0.999$, thus requiring $\xi < 0$. The rationale behind this approach is that, for $1 + w_x$ sufficiently small, the effect of the DE perturbations is negligible at the level of the coupled Einstein-Boltzmann system, which is instead essentially only capturing the effect of the DM-DE interaction governed by ξ . This was explicitly demonstrated by one of us through simulated data in Ref. [68].⁵ We note that such an approach has already been followed in several

⁴We thank the anonymous referee of one of our previous papers for drawing our attention to this issue, whereas S.V. thanks Marco Bruni for sharing this illuminating explanation.

⁵In principle, we could equally well have opted for the choice of setting $w_x = -1.001$ and $\xi > 0$. However, there are at least two good reasons to not consider this possibility. The first is that quintessence-like DE scenarios where $w_x > -1$ are actually theoretically more motivated (or at least theoretically easier to come about) compared to phantom scenarios where $w_x < -1$. The second is that a scenario where energy flows from the DM to the DE ($\xi < 0$) is somewhat theoretically more natural than the reverse case ($\xi > 0$). Note, however, that the simplest quintessence models appear on their own to be observationally disfavored, as they worsen the H_0 tension [69].

previous works; see e.g., Refs. [70–72]. We also note that another approach towards avoiding gravitational instabilities, investigated in Refs. [73–77], is to extend the parametrized post-Friedmann approach to the IDE case.

In closing, it is worth noting that IDE models have received significant attention in recent years. For a selection of important works on various aspects of IDE models besides those already discussed, ranging from model building to structure formation simulations to observational constraints, we refer the reader to Refs. [78–180] and to the review of Ref. [181].

B. Interacting dark energy and the effective-field theory of large-scale structure

There is a wealth of information contained in the linear and mildly nonlinear clustering of tracers of the LSS, such as galaxies, on which our analysis will focus. In recent years, significant effort has been devoted to extract information beyond that contained within the (reconstructed) BAO peaks [182,183], considering the full-shape (broadband) redshift-space galaxy power spectrum. Nevertheless, in order to fully exploit current and future FS redshift-space galaxy power spectra measurements, a robust theoretical modeling is mandatory [184–188]. Various approaches towards such a robust modeling exist in the literature. Here, we shall make use of the EFTofLSS approach [43]; see Ref. [189] for a recent comprehensive review. While, in the very beginning, one of the most popular theoretical modeling approaches was standard perturbation theory (SPT) [190], the EFTofLSS can be regarded as the final product of a consistent perturbation theory approach to describe the mildly nonlinear clustering of tracers of the LSS: for an incomplete list of other approaches developed throughout this evolution, see e.g., Refs. [191–200].

The EFTofLSS is a LSS perturbation theory approach (where one can think of the expansion variable as being the overdensity field smoothed over an appropriate scale) which can be used to robustly model the mildly nonlinear clustering of LSS tracers [43]. In a nutshell, the EFTofLSS provides a framework to characterize the backreaction and impact of unknown or poorly known short-scale physics, such as the complex details of galaxy formation, on long-wavelength modes: this is achieved through a set of additional counterterms, whose functional form is fully fixed once the symmetries obeyed by the LSS field are specified, and whose amplitude is controlled by a set of free coefficients of unknown magnitude which, lacking a precise knowledge of the short-wavelength physics in question, have to be treated as nuisance parameters to be fit to the data. When combined with an IR resummation procedure to treat long-wavelength displacements (i.e., bulk motions, whose effect is crucial to properly model the nonlinear evolution of the BAO peak), stochastic contributions, nonlinear biasing terms, and Alcock-Paczynski effects, one obtains the most general,

symmetry-driven model for the mildly nonlinear clustering of biased LSS tracers such as galaxies, which integrates out the complex and poorly-known details of short-scale (UV) physics.

Over the past decade, significant work has gone into developing the EFTofLSS from its initial formulation to the point of enabling practical applications to real data from current galaxy surveys. While several of the intermediate results are not, strictly speaking, required to analyze galaxy clustering data, much as the “West Coast” EFTofLSS team we believe that it is only fair to acknowledge key developments on the EFTofLSS theory [201–250] and data [251–270] sides in any work which applies the EFTofLSS to real data.⁶

In this work, we shall adopt the EFTofLSS to model the mildly nonlinear full-shape galaxy power spectrum in the presence of the interactions between DM and DE previously described in Sec. II A. As the complete set of equations for the redshift-space galaxy power spectrum is rather cumbersome, we will not report it here, but refer the reader to Ref. [257], where the model and its implementation in the CLASS-PT Boltzmann solver are described in detail. In our case, the only ingredient of the underlying EFTofLSS model we need to modify is the linear power spectrum $P_{\text{lin}}(k, z)$, which we compute as usual by evolving the linear Einstein-Boltzmann equations given in Eqs. (9)–(12). In turn, $P_{\text{lin}}(k, z)$ enters in the convolution integrals required to compute the 1-loop SPT power spectrum $P_{1\text{-loop,SPT}}(k, z)$, and is also required to compute the counterterm $P_{\text{ctr}}(k, z)$, needed for consistency of the 1-loop result, whose amplitude is modulated by the effective sound-speed parameter. We keep the functional form of the SPT kernels, counterterms, bias expansion, redshift-space kernels, and stochastic contributions unchanged, while the implementation of IR resummation is also left unchanged.

A comment is in order regarding the fact that we only need to modify the input linear power spectrum, which is the only place where new physics due to DM-DE interactions enters. While the default implementation of CLASS-PT is targeted towards the Λ CDM model, one can essentially envisage extending the underlying model to three classes of new fundamental physics scenarios with increasing levels of complexity:

- (1) New physics which only affects the expansion, thermal history, and linear evolution of perturbations. In this case, no changes to the standard routines are required, as these scenarios only modify the ingredients which are already present, such as the linear power spectrum, growth factor, and so on.

⁶For a more complete accounting of the theoretical developments associated to Refs. [201–250], we refer the reader to what by now is a standard footnote in all the papers by the “West Coast” EFTofLSS team, for instance footnote 1 in Ref. [270].

- (2) New physics which modifies the mode-coupling kernels while preserving the equivalence principle. Several modified gravity models fall within this class, in which case one needs to recompute the perturbation theory matrices incorporating the new kernels, required to compute the 1-loop power spectrum. The specific details will of course depend on the modified gravity model; see e.g., Ref. [271].
- (3) New physics which modifies the mode-coupling kernels *and* violates the equivalence principle, as also occurring in certain modified gravity models. In this case, one needs to alter the IR resummation procedure accordingly [272–274].

As we consider a purely phenomenological implementation of the DM-DE interactions at the level of linear Einstein-Boltzmann equations, without committing to any specific UV-complete underlying field-theory model which describes such interactions, the new physics explored here belongs to the first level described above. Given the size of the uncertainties associated with current galaxy clustering measurements, our approach can be viewed as a conservative one. In closing, we also note that the same approach has been adopted by several other works in the recent literature, where both early- and late-time new physics scenarios have been constrained against FS galaxy clustering measurements using the EFTofLSS implementation of either CLASS-PT [257] or PyBird [256], with the only modifications being the input linear matter power spectra (see e.g., Refs. [275–284]).

The effects of IDE on the linear matter power spectrum have been amply discussed in Ref. [285] (to which we refer

the reader for more in-depth discussions), which however did not carry out the comparison against FS measurements we will instead perform. Introducing DM-DE interactions leads to two important effects. Notice from Eq. (7) that in the presence of DM-DE interactions with strength $\xi < 0$ (for a fixed value of $\rho_{c,0}$) the amount of DM grows with respect to its Λ CDM counterpart when going back in time. This on its own would result in a higher redshift of matter-radiation equality, and therefore a larger equality wave number since $k_{\text{eq}} \propto \sqrt{\omega_m(1+z_{\text{eq}})}$. However, as we shall see later, IDE introduces correlations between parameters which result in parameter shifts once $\xi \neq 0$, most notably a decrease in both ω_c and Ω_m . Accounting for these parameter shifts from a fit to the full CMB + BAO + FS dataset as we will discuss later, we see that the overall effect is to slightly decrease z_{eq} , from the Λ CDM value $z_{\text{eq}} \approx 3387$ to $z_{\text{eq}} \approx 3330$ (the shift is larger if we were to consider the best-fit CMB + FS or CMB + BAO values, changing to $z_{\text{eq}} \approx 2984$ and $z_{\text{eq}} \approx 2819$ respectively).

Recall that the equality wave number k_{eq} determines the turnaround scale in the matter power spectrum (as the growth of modes with $k > k_{\text{eq}}$, which entered the horizon during radiation domination, was suppressed by the large radiation pressure, which instead did not hinder the growth of modes with $k < k_{\text{eq}}$). Note that the shifts in z_{eq} and therefore k_{eq} discussed previously result in slight changes in the horizon scale. In addition, for $\xi < 0$, the conformal time today η_0 increases, leading to a small overall increase in the large-scale (small- k) amplitude of the power spectrum. Another feature will be due to the onset of DE

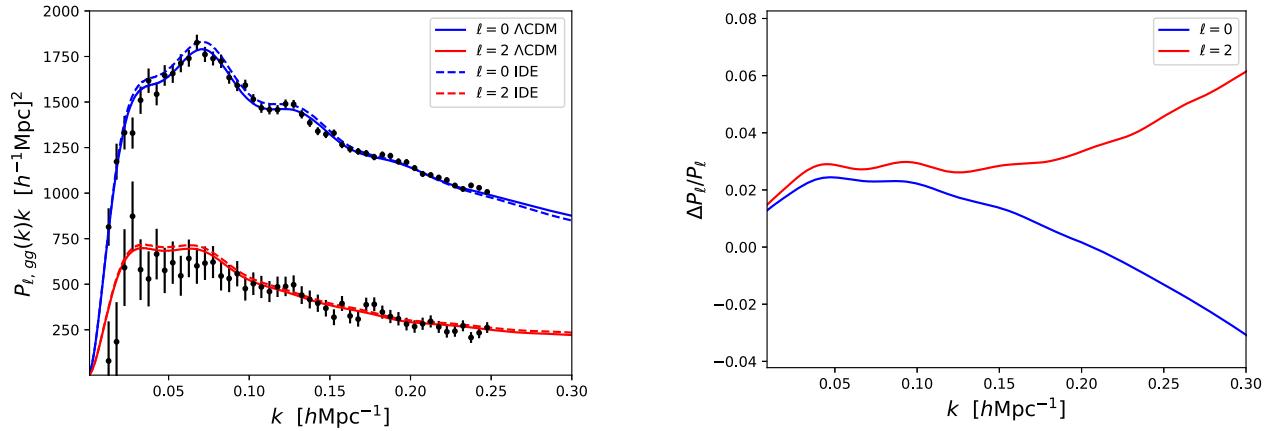


FIG. 1. Left: measurements of the monopole ($\ell = 0$) and quadrupole ($\ell = 2$) of the full-shape power spectrum of the BOSS DR12 North galactic cap galaxy field at the effective redshift $z_{\text{eff}} = 0.61$ correspond to the black datapoints. The blue and red curves correspond to the theoretical predictions for the monopole and quadrupole respectively, for the Λ CDM (solid) and IDE (dashed) models. Cosmological parameters are fixed to their best-fit values obtained from the CMB + BAO + FS dataset combination (see Sec. III for a discussion of these datasets), with the DM-DE coupling strength ξ instead being fixed to $\xi = -0.05$, whereas nuisance parameters are fixed to their Λ CDM best-fit values. Note that for both the monopole and quadrupole what is being plotted is not $P_\ell(k)$, but $kP_\ell(k)$. Right: relative difference $\Delta P_\ell / P_\ell$ between the IDE and Λ CDM monopole (blue) and quadrupole (red), with the same choice of cosmological and nuisance parameters as in the left panel.

domination which, for $\xi < 0$, occurs earlier, resulting in a small suppression of the power spectrum on smaller scales (which however are beyond the scales we will probe in our analysis).

The theoretical predictions for the monopole ($\ell = 0$) and quadrupole ($\ell = 2$) of the full-shape power spectrum within Λ CDM and the IDE model considered here are shown in Fig. 1. We have fixed the cosmological parameters to the best-fit values obtained from a combined analysis of CMB, prereconstructed FS, and postreconstruction BAO data (see details in Secs. III and IV), whereas we have fixed the DM-DE coupling strength to $\xi = -0.05$. Note that we have kept nuisance parameters fixed to their Λ CDM best-fit values when moving across the two models, in order to focus exclusively on the effects induced by the cosmological parameters. In reality, nuisance parameters shift slightly when moving from one model to another, and as a result absorb part of the differences shown in Fig. 1. However, we have explicitly checked that the shifts in all nuisance parameters remain below the 1σ level, and that the extent to which they will absorb part of the signal of interest is rather limited. Notice from Fig. 1 that the cleanest signature of IDE appears to be in the monopole. Already from these qualitative considerations we can expect that broadband information in the FS galaxy power spectrum, and in particular information related to the equality scale, will play an important role in setting constraints on IDE. Our analysis will confirm these expectations, as we will later discuss in Sec. IV.

III. DATASETS AND METHODOLOGY

In order to set constraints on the parameters of the IDE model we shall consider various combinations of the following datasets:

- (i) Measurements of CMB temperature anisotropy and polarization power spectra, as well as their cross spectra, from the *Planck* 2018 legacy data release. We consider the high- ℓ `Planck` likelihood for TT (in the multipole range $30 \leq \ell \leq 2508$) as well as TE and EE (in the multipole range $30 \leq \ell \leq 1996$), in combination with the low- ℓ TT-only ($2 \leq \ell \leq 29$) likelihood based on the `Commander` component-separation algorithm in pixel space, as well as the low- ℓ EE-only ($2 \leq \ell \leq 29$) `SimAll` likelihood [286]. We also include measurements of the CMB lensing power spectrum, as reconstructed from the temperature 4-point function [287]. We refer to this dataset combination as **CMB**.
- (ii) Postreconstruction baryon acoustic oscillation measurements from the BOSS DR12 [288] survey. We refer to this dataset as **BAO**.
- (iii) Measurements of the monopole and quadrupole ($\ell = 0$ and $\ell = 2$, respectively) of the full-shape power spectrum of the BOSS DR12 galaxies, divided into four independent inputs: two distinct

redshift bins at $z_{\text{eff}} = 0.38$ and $z_{\text{eff}} = 0.61$, observed in the North and South galactic caps (NGC and SGC, respectively). We refer to this dataset combination as **FS**.

- (iv) A Gaussian prior on the physical baryon density parameter ω_b arising from Big Bang Nucleosynthesis (BBN) constraints on the abundance of light elements: $100\omega_b = 2.233 \pm 0.036$ [7]. We refer to this prior as **BBN**.

extraction, BAO-FS covariance matrix, and implementation of the joint FS + BAO likelihood, we refer the reader to Refs. [252,255,257], which discusses these issues in depth.

Modelwise, we consider a seven-parameter IDE model, where the strength of the DM-DE interaction ξ is allowed to vary alongside the six standard Λ CDM parameters. We set a flat prior on $\xi \in [-1; 0]$ in order to avoid gravitational and early-time nonadiabatic instabilities (see Sec. II A), verifying *a posteriori* that our results are not affected by the choice of lower prior boundary. We set the default, wide conservative priors on the EFTofLSS nuisance parameters following Ref. [252]. As we are including CMB measurements, we do not fix *either* the scalar spectral index n_s or the baryon-to-dark-matter density ratio ω_b/ω_c , given that both these parameters are extremely well constrained by CMB data.

Theoretical predictions for the relevant observables are obtained using the Boltzmann solver `CLASS-PT` [257], which is itself an extension of the Boltzmann solver `CLASS` [289,290], and allows to compute the 1-loop auto- and cross-power spectra for matter fields and biased tracers both in real and redshift space, incorporating all the ingredients discussed in Sec. II B required for the comparison to data. Our theoretical model for the FS measurements is based on the EFTofLSS predictions at 1-loop order (corresponding to perturbative order $n = 3$), and we consider FS measurements in the wave-number range $k \in [0.01; 0.2] \text{ hMpc}^{-1}$ (slightly more conservative than the wave-number range adopted in other works which have used the very same likelihood). As explained earlier, we only modify the input linear power spectrum obtained by solving the system of coupled linear Einstein-Boltzmann equations for the IDE model given in Eqs. (9)–(12), without altering the SPT kernels, the structure of the counterterms and stochastic contributions, the IR resummation implementation, and so on.⁷

We sample the posterior distributions for the parameters of the IDE model through Monte Carlo Markov chain (MCMC) methods, using the cosmological sampler

⁷Note that, besides the EFTofLSS, a number of other theoretical modeling approaches have been adopted in analysis and forecasts for galaxy clustering data. Some of these studies considered simpler phenomenological and/or theory-motivated models for the FS power spectrum and higher-order correlators, whereas others considered compressed versions thereof (see e.g., Refs. [291–320]).

TABLE I. Constraints on selected parameters of the seven-parameter IDE model, obtained from various dataset combinations as indicated in the upper section of the table, all involving the CMB dataset. For the DM-DE coupling strength ξ we report 95% C.L. lower limits, unless the 68% C.L. interval is consistent with a detection, in which case we report the latter, alongside the 95% C.L. in square brackets (here this situation only occurs when considering the CMB + BAO dataset combination), whereas for all other cosmological parameters we report 68% C.L. intervals. The final two rows are separated from the previous rows to highlight the fact that both H_0 and Ω_m are derived parameters.

Parameter	CMB + BAO	CMB + FS	CMB + BAO + FS
ω_c	$0.094^{+0.022}_{-0.010}$	$0.101^{+0.015}_{-0.009}$	$0.115^{+0.005}_{-0.001}$
ξ	$-0.22^{+0.18}_{-0.09} [> -0.48]$	> -0.35	> -0.12
H_0 [km/s/Mpc]	$69.55^{+0.98}_{-1.60}$	$69.04^{+0.84}_{-1.10}$	$68.02^{+0.49}_{-0.60}$
Ω_m	$0.243^{+0.054}_{-0.030}$	$0.261^{+0.038}_{-0.025}$	$0.299^{+0.015}_{-0.007}$

MontePython [321,322]. We assess the convergence of the MCMC chains using the Gelman-Rubin parameter $R - 1$ [323], requiring $R - 1 < 0.001$ for the chains to be considered converged.

When considering analyses involving the BAO dataset but not the FS one (e.g., when considering the CMB + BAO dataset combination), we make use of the “standard” non-EFTofLSS likelihood which is publicly available at github.com/brinckmann/montepython_public (in particular, we use the `bao_boss_dr12` likelihood and not the `bao_fs_boss_dr12` one, with the latter incorporating also $f\sigma_8$ measurements). When instead combining the BAO and FS datasets, we make use of the joint BAO-FS likelihood which is publicly available at github.com/oliverphilcox/full_shape_likelihoolds; see Ref. [255]. This strategy will provide the key to isolate the advantages of using the joint BAO-FS likelihood, and in particular the inclusion of FS measurements in the context of IDE models. In fact, thanks to our choice, our analyses involving the BAO dataset but not the FS one will be as close as possible to pre-2020 analyses which preceded the public release of the joint BAO-FS EFTofLSS likelihood we are using.⁸

IV. RESULTS

We begin by discussing the results obtained from dataset combinations involving the CMB dataset: CMB + BAO, CMB + FS, and CMB + BAO + FS. Afterwards, to better examine the role of shape versus geometrical information in setting constraints on IDE, we consider CMB-free dataset combinations: FS + BAO and FS + BAO + BBN. Our key results are reported in Tables I and II, as well as Figs. 2–4. Note that for ξ we shall always report the 95% confidence level (C.L.) lower bound when the 68% C.L. interval is not consistent with a detection,

⁸Recall that state-of-the-art constraints on IDE models mostly arise from the combination of CMB and geometrical information from the reconstructed BAO peaks; see for instance Ref. [71].

whereas for all other cosmological parameters we report 68% C.L. intervals.

In the context of the CMB + BAO dataset combination, i.e., the one driving state-of-the-art constraints on the DM-DE coupling strength ξ , we infer the lower bound $\xi > -0.48$ at 95% C.L. (while the 68% C.L. interval is $\xi = -0.22^{+0.18}_{-0.09}$). Note that this bound is slightly weaker than those reported for instance in Refs. [70,71] because we here deliberately do not include BAO measurements from the 6dFGS and SDSS-MGS surveys: however, as will become clearer later, this particular CMB + BAO dataset combination allows for a cleaner assessment of the constraining power of shape and geometrical information in the IDE context. The reason is that our pipeline does not include the 6dFGS and SDSS-MGS FS measurements. Therefore, in this setting a full comparison of the constraining power of BAO measurements from BOSS DR12 + 6dFGS + SDSS – MGS versus FS measurements from the same combination is not possible. We thus make the choice of restricting our LSS measurements to the one galaxy survey for which we have both a BAO and FS pipeline readily available, i.e., the BOSS DR12 galaxies. In the following, the limit $\xi > -0.48$ obtained from the CMB + BAO dataset combination will be the reference limit to which we will compare and assess any improvement brought about by the inclusion of the FS measurements.

TABLE II. As Table I, but considering dataset combinations not involving the CMB dataset. Note that we report the 68% C.L. interval on ξ when considering the FS + BAO dataset combination, as it is consistent with a detection, with the 95% C.L. lower limit given in square brackets.

Parameter	FS + BAO	FS + BAO + BBN
ω_c	0.100 ± 0.023	$0.104^{+0.021}_{-0.017}$
ξ	$-0.31^{+0.20}_{-0.13} [> -0.62]$	> -0.62
H_0 [km/s/Mpc]	$70.7^{+5.5}_{-4.9}$	$71.8^{+1.6}_{-1.9}$
Ω_m	$0.245^{+0.049}_{-0.036}$	$0.257^{+0.044}_{-0.031}$

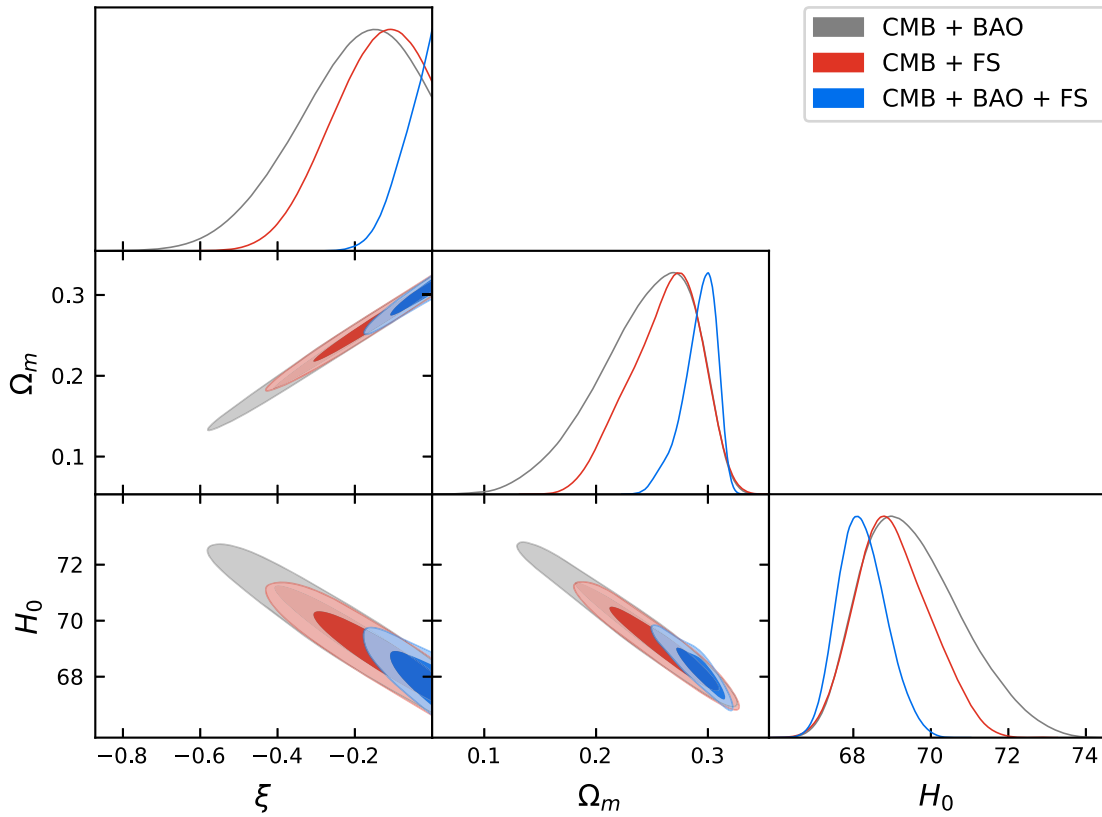


FIG. 2. Triangular plot showing the 2D joint and 1D marginalized posterior probability distributions for ξ , Ω_m , and H_0 , obtained from the CMB + BAO (grey), CMB + FS (red), and CMB + BAO + FS (blue) dataset combinations within the IDE model. The significant improvement in constraining power gained by the introduction of the FS dataset is visually very clear. Note that H_0 is in units of km/s/Mpc.

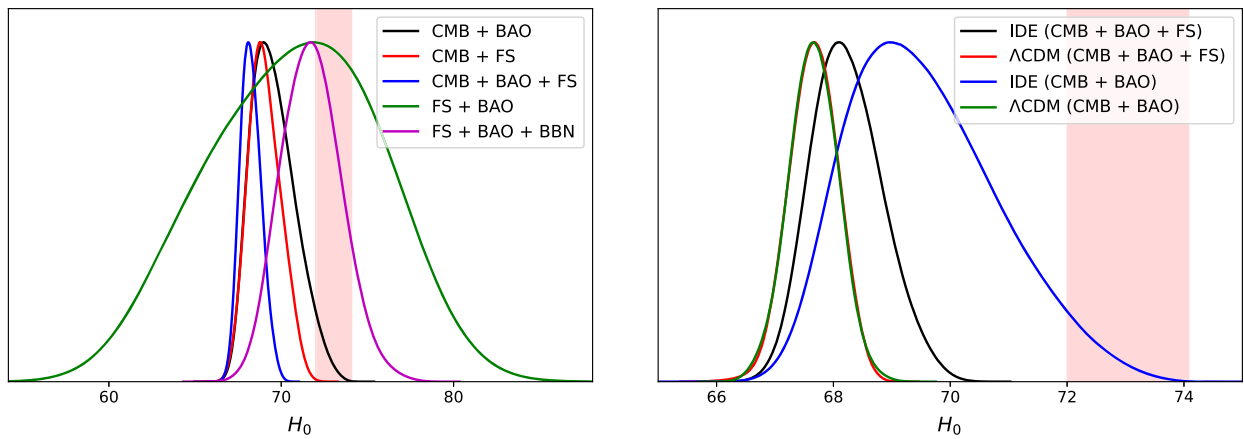


FIG. 3. Left: 1D marginalized posterior probability distributions for H_0 , obtained from various dataset combinations (see the color coding) within the IDE model. The pink-shaded band corresponds to the 1σ credible region for H_0 determined by the latest local distance ladder measurements constructed out of Cepheid-calibrated SNeIa [324]. Right: 1D marginalized posterior probability distributions for H_0 , obtained from the CMB + BAO and CMB + BAO + FS dataset combination within the Λ CDM (green and red curves, respectively) and IDE (blue and black curves, respectively) models. From this figure it is clear that there is a significant gain in constraining power within the IDE model when including the FS dataset, contrary to what is observed within Λ CDM. The pink-shaded band is equivalent to that depicted in the left panel.

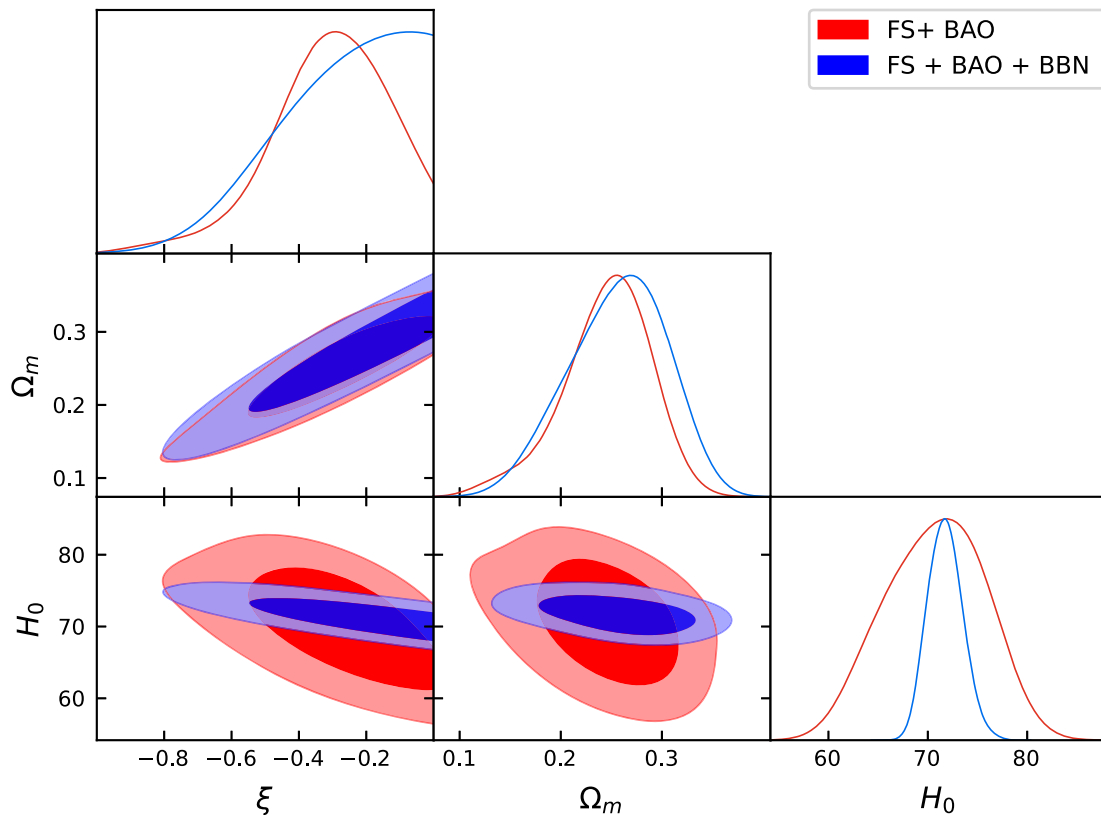


FIG. 4. As Fig. 2, but considering dataset combinations not involving the CMB dataset: FS + BAO (red) and FS + BAO + BBN (blue). It is clear that the inclusion of the BBN prior on ω_b helps enormously with the determination of H_0 , given that current galaxy clustering data mainly constrain H_0 through the sound horizon rather than through equality-scale information (with the prior on ω_b sharpening the former), as discussed in the main text.

Including FS measurements (CMB + BAO + FS) by means of the joint BAO-FS EFTofLSS likelihood) tightens the limit on ξ to $\xi > -0.12$ at 95% C.L., representing a significant improvement. There is, in fact, significant information contained in the BOSS DR12 FS measurements which helps disentangling IDE from Λ CDM. This is clear from the previous arguments in Sec. II B, where we discussed the important role of the equality wave number in constraining IDE, as well as from Fig. 1.

To further examine the impact of the shape information, we now consider the CMB + FS dataset combination. The limit we obtain is $\xi > -0.35$ at 95% C.L., tighter than that obtained from the CMB + BAO dataset combination, implying that BOSS full-shape information carries more constraining power than the purely geometrical information from the reconstructed BAO wiggles after combining with CMB data. The inferred values of selected cosmological parameters from the three dataset combinations (CMB + BAO, CMB + FS and CMB + BAO + FS) are reported in Table I. In addition, the $\xi - \Omega_m - H_0$ triangular plot in Fig. 2 clearly shows the increased constraining power of the CMB + FS dataset combination with respect

to the CMB + BAO one, as well as the overall significant improvement when considering the CMB + FS + BAO dataset combination, which constitutes one of the novel results of this work.

At first glance, the above results might not appear to be surprising: after all, FS information encodes geometrical BAO information in the form of wiggles in $P(k)$, alongside other additional information contained in the broadband, nonwiggly part of $P(k)$. However, this conclusion should nonetheless surprise us, as a number of recent works have argued that shape and geometrical information carry similar constraining power in light of the precision of current data [254]. The EFTofLSS-based analysis of Ref. [254] argued that the comparable constraining power of shape and geometrical information in current BOSS data is purely a coincidence given the BOSS volume and redshift coverage, in combination with the efficiency of BAO reconstruction algorithms. However, Ref. [254] also argued that FS information is expected to dramatically supersede geometrical information in the context of future galaxy redshift surveys whose coverage will expand to significantly wider volumes and redshift ranges. Similar

conclusions, albeit obtained from simpler (non-EFTofLSS) analyses of FS information, have been reached in at least two earlier works [325,326]. These works also discussed the possibility of such a conclusion being reversed in extensions to Λ CDM where shape information might play a crucial role, for instance in the context of beyond- Λ DE models. Our results indeed provide a clear example in this sense: this further highlights the extremely important role of full-shape galaxy clustering information when probing nonstandard extensions of Λ CDM, particularly in the DE sector, such as IDE models. In fact, as we have already argued earlier in Sec. II B, information on the equality wave number k_{eq} , not present in postreconstruction BAO measurements, plays an important role in constraining IDE. A visual indication of the gain in constraining power when including the FS dataset (in particular when moving from the CMB + BAO dataset combination to the CMB + BAO + FS one) is given in the right panel of Fig. 3, where it is clear that there is virtually no improvement within the Λ CDM scenario (green versus red curves), while the improvement is rather significant for the IDE model (blue versus black curves).

To further understand the role of geometrical and equality information in our results, we will closely follow the rationale of Refs. [327,328], and consider additional dataset combinations not including CMB measurements. Full-shape measurements contain the imprint of two “standard rulers”: the first is connected to the scale of the sound horizon at baryon drag r_d , and leaves its imprint in the position of the BAO wiggles, whereas the second is connected to the horizon wave number at matter-radiation equality k_{eq} , and governs the position of the turnaround in the power spectrum; see Sec. II B. Information from both scales can be used to constrain H_0 or, for that matter, any other parameter which affects r_d and k_{eq} either directly or indirectly.⁹

One way of assessing the extent to which constraints involving FS data are driven by geometrical BAO information is to artificially limit or even remove any information on r_d whatsoever. To zeroth order, this can be achieved by removing any external calibration on r_d , which is tantamount to removing any external informative prior on the physical baryon density ω_b : FS analyses not including CMB data typically include a BBN prior on ω_b (see e.g., Ref. [255]), given that knowledge of ω_b (which controls the prerecombination baryon sound speed) is required to compute r_d and therefore calibrate the geometrical BAO information. Notice that this procedure

is not exactly equivalent to marginalizing over r_d , which is the proper procedure to follow to remove any geometrical information and extract only information from the broadband part of FS measurements. Nevertheless, given the precision of current galaxy clustering data, this procedure works (as argued in Ref. [327]), whereas for future, more precise FS data, the BAO features and the small-scale ω_b -induced Jeans suppression in FS measurements could in principle cross calibrate each other, effectively generating an ω_b or r_d prior. The later work of Ref. [328] constructs an improved method to remove geometrical information in galaxy clustering measurements in future surveys. For the purposes of the present work however, given the precision of BOSS FS measurements, removing any external informative prior on ω_b is sufficient to ensure that the sound horizon information is essentially completely (or mostly) removed, and we will therefore follow the methodology of Ref. [327].

In light of the above discussion, we shall now consider the FS + BAO + BBN and FS + BAO dataset combinations: the former allows for the exploitation of sound horizon information through the BBN prior on ω_b , which calibrates r_d , whereas such information is absent in the latter.¹⁰ When considering FS + BAO + BBN we infer $\xi > -0.62$ at 95% C.L., whereas removing the BBN prior on ω_b (thus considering the FS + BAO dataset combination) surprisingly returns exactly the same lower limit on ξ , although in this case the 68% C.L. interval is consistent with a $\simeq 1.5\sigma$ detection: $\xi = -0.31_{-0.13}^{+0.20}$. This further confirms the fact that the constraints on ξ are driven to an important amount by broadband information rather than by just geometrical information: if the latter were true, the constraints on ξ should have become significantly weaker when removing the BBN dataset, contrary to what we observe. The inferred values of selected cosmological parameters from the two CMB-free dataset combinations discussed above are reported in Table II, whereas in Fig. 4 we present the $\xi - \Omega_m - H_0$ triangular plot obtained from these same two dataset combinations.

It is important to explore the impact of the inclusion of FS measurements on the inference of parameters other than the coupling ξ . There are two key parameters in IDE cosmologies: the matter-density parameter Ω_m and the Hubble constant H_0 . The correlation between ξ and Ω_m can be understood in terms of the direction of energy flow between DM and DE. Since $\xi < 0$, energy flows from DM to DE, and therefore the DM density today (and correspondingly Ω_m) will be smaller [70,71]. This is also clear from Eq. (7), where the evolution of ρ_c carries an extra term proportional to ξ in addition to the standard Λ CDM term $\rho_c \propto (1+z)^3$. However, as $\Omega_m h^2$ is tightly constrained by

⁹An example of a parameter indirectly influencing r_d or k_{eq} is one that does so through the induced shifts in other parameters. For instance, besides their direct impact on $\rho_c(z)$ clear from Eq. (7), which obviously affects z_{eq} , IDE models typically lead to shifts in ω_c , which translate into additional shifts in r_d and in the redshift of matter-radiation equality z_{eq} , and therefore in k_{eq} .

¹⁰Note that any dataset combination involving the CMB dataset contains information on ω_b and therefore r_d , as ω_b is determined by the relative height of the odd versus even peaks.

CMB data, the decrease in Ω_m requires an increase in H_0 . This explains the mutual $\xi - \Omega_m - H_0$ degeneracies we observe: a direct correlation between ξ and Ω_m , and an inverse correlation between ξ and H_0 , with a significantly weaker inverse correlation between Ω_m and H_0 . Focusing on Ω_m and H_0 , we find that their determination is significantly improved by the inclusion of the FS dataset on top of the CMB + BAO dataset combination. In particular, the uncertainties on Ω_m and H_0 are decreased by factors of ~ 3 and ~ 2 , respectively. This improvement (particularly for Ω_m) is due to the important role of the equality scale in FS measurements. In fact, equality information in FS measurements directly constrains the so-called “shape parameter” $\Gamma \equiv \Omega_m h$ [329,330]. In combination with CMB measurements constraining $\Omega_m h^2$ through the early integrated Sachs-Wolfe [331–334] and lensing effects [335], and geometrical BAO information, this helps pinning down Ω_m , particularly in the context of extended models (see for instance the discussion in Sec. 2 of Ref. [336] in the context of spatial curvature). In Sec. II B we already emphasized the important role of broadband information (and in particular information related to k_{eq}) in the context of IDE models, which is anyway clear from the monopole curves in Fig. 1.

Moving to the CMB-free dataset combinations discussed earlier (FS + BAO and FS + BAO + BBN), we note that the parameter most significantly affected by the addition of the BBN prior on ω_b is the Hubble constant H_0 , whose uncertainty decreases by a factor of ~ 3 once the BBN dataset is included. This is not surprising, given that current galaxy clustering data mostly constrain H_0 through the sound horizon rather than from equality-scale information [327]. The uncertainty we infer on H_0 of order 5 km/s/Mpc is in fact comparable to that obtained in Ref. [327] for the Λ CDM model (of course, our uncertainties are slightly larger because of the extra parameter ξ and its correlation with H_0). To conclude this section, it is clear that full-shape information is highly precious when dealing with nontrivial extensions of the Λ CDM model, particularly within IDE cosmologies. The addition of FS information further limits the available parameter space for the DM-DE coupling strength, even in the absence of CMB data.

V. CONCLUSIONS

Driven by important theoretical advances, in the last couple of years significant efforts have gone into extracting LSS clustering information beyond geometrical information contained in the reconstructed BAO peaks, by exploiting the information content of the FS power spectrum of LSS tracers. The power of FS measurements and their ability to not only sharpen constraints on the parameters of the baseline Λ CDM model, but perhaps more importantly test extensions thereof, is by now established. In the wake of these important developments, the present work is the

first to test IDE cosmologies in light of state-of-the-art redshift-space galaxy clustering data, with a robust theoretical modeling of the underlying mildly nonlinear power spectrum [337–347].

Our results highlight the extremely important role of FS measurements in the era of precision cosmology, particularly in further sharpening constraints on models beyond Λ CDM: for instance, a recently well-documented example in this context is that of the early dark energy model [258,259,348–355].¹¹ Furthermore, contrary to what occurs within the Λ CDM model and simple extensions thereof, we have demonstrated that constraints obtained by combining CMB and FS data are tighter than those obtained by combining CMB and BAO measurements, suggesting that in the context of IDE models there is significant information contained in the broadband of the power spectrum. We have extensively tested these findings, discussing the important role played by the equality-scale k_{eq} in constraining IDE cosmologies.

This work is the first to robustly test DM-DE interactions from state-of-the-art redshift-space galaxy clustering measurements, and the constraints we report on the coupling strength ξ are among the strongest ever presented in the literature. At the same time, there are many interesting follow-up directions one could envisage. While here we have considered FS measurements from the BOSS DR12 sample, it would be very interesting to repeat a similar analysis using the much more recent eBOSS DR16 measurements [5]. On the other hand, we expect the role of FS galaxy clustering information to become even more important in this context with the advent of future LSS surveys, such as Euclid [357] and DESI [358]. It would be interesting to forecast the ability of these surveys to constrain DM-DE interactions when combined with future CMB data, for instance from *Simons Observatory* [359,360] or CMB-S4 [361]. Finally, it would be very interesting to test other well-motivated beyond- Λ CDM models in light of the same FS measurements adopted here. Most of these ideas are the subject of work in progress, on which we hope to report soon.

ACKNOWLEDGMENTS

S. V. thanks Misha Ivanov for useful discussions. R. C. N. acknowledges financial support from the Fundação de Amparo à Pesquisa do Estado de São Paulo (FAPESP, São Paulo Research Foundation) under Project No. 2018/18036-5. S. V. is supported by the Isaac Newton Trust and the Kavli Foundation through a Newton-Kavli Fellowship, and by a grant from the Foundation Blanceflor Boncompagni Ludovisi, née Bildt. S. V. acknowledges a College Research Associateship at Homerton College, University of

¹¹See also Ref. [356] for related discussions on theoretical difficulties in early dark energy faces.

Cambridge. S. K. gratefully acknowledges support from the Science and Engineering Research Board (SERB), Govt. of India (File No. CRG/2021/004658). E. D. V. is supported by a Royal Society Dorothy Hodgkin Research Fellowship.

O. M. is supported by the Spanish Grants No. PID2020-113644 GB-I00, No. PROMETEO/2019/083, and by the European ITN Project HIDDEN (Grant No. H2020-MSCA-ITN-2019//860881-HIDDEN).

-
- [1] A. G. Riess *et al.* (Supernova Search Team), *Astron. J.* **116**, 1009 (1998).
- [2] S. Perlmutter *et al.* (Supernova Cosmology Project), *Astrophys. J.* **517**, 565 (1999).
- [3] N. Aghanim *et al.* (Planck Collaboration), *Astron. Astrophys.* **641**, A6 (2020); **652**, C4 (2021).
- [4] S. Aiola *et al.* (ACT Collaboration), *J. Cosmol. Astropart. Phys.* **12** (2020) 047.
- [5] S. Alam *et al.* (eBOSS Collaboration), *Phys. Rev. D* **103**, 083533 (2021).
- [6] M. Asgari *et al.* (KiDS Collaboration), *Astron. Astrophys.* **645**, A104 (2021).
- [7] V. Mossa *et al.*, *Nature (London)* **587**, 210 (2020).
- [8] D. Dutcher *et al.* (SPT-3G Collaboration), *Phys. Rev. D* **104**, 022003 (2021).
- [9] T. M. C. Abbott *et al.* (DES Collaboration), *Phys. Rev. D* **105**, 023520 (2022).
- [10] D. Scolnic *et al.*, [arXiv:2112.03863](https://arxiv.org/abs/2112.03863).
- [11] S. Weinberg, *Rev. Mod. Phys.* **61**, 1 (1989).
- [12] C. Wetterich, *Nucl. Phys.* **B302**, 668 (1988).
- [13] B. Ratra and P. J. E. Peebles, *Phys. Rev. D* **37**, 3406 (1988).
- [14] R. R. Caldwell, R. Dave, and P. J. Steinhardt, *Phys. Rev. Lett.* **80**, 1582 (1998).
- [15] I. Zlatev, L.-M. Wang, and P. J. Steinhardt, *Phys. Rev. Lett.* **82**, 896 (1999).
- [16] G. Huey and B. D. Wandelt, *Phys. Rev. D* **74**, 023519 (2006).
- [17] H. E. S. Velten, R. F. vom Marttens, and W. Zimdahl, *Eur. Phys. J. C* **74**, 3160 (2014).
- [18] G. D'Amico, T. Hamill, and N. Kaloper, *Phys. Rev. D* **94**, 103526 (2016).
- [19] M. C. D. Marsh, *Phys. Rev. Lett.* **118**, 011302 (2017).
- [20] E. Di Valentino, A. Melchiorri, and O. Mena, *Phys. Rev. D* **96**, 043503 (2017).
- [21] W. Yang, O. Mena, S. Pan, and E. Di Valentino, *Phys. Rev. D* **100**, 083509 (2019).
- [22] G. Cheng, Y.-Z. Ma, F. Wu, J. Zhang, and X. Chen, *Phys. Rev. D* **102**, 043517 (2020).
- [23] W. Yang, E. Di Valentino, O. Mena, and S. Pan, *Phys. Rev. D* **102**, 023535 (2020).
- [24] W. Yang, S. Pan, L. Aresté Saló, and J. de Haro, *Phys. Rev. D* **103**, 083520 (2021).
- [25] J. Zhang, R. An, W. Luo, Z. Li, S. Liao, and B. Wang, *Astrophys. J. Lett.* **875**, L11 (2019).
- [26] J. Zhang, R. An, S. Liao, W. Luo, Z. Li, and B. Wang, *Phys. Rev. D* **98**, 103530 (2018).
- [27] Y. Liu, S. Liao, X. Liu, J. Zhang, R. An, and Z. Fan, *Mon. Not. R. Astron. Soc.* **511**, 3076 (2022).
- [28] J. L. Bernal, L. Verde, and A. G. Riess, *J. Cosmol. Astropart. Phys.* **10** (2016) 019.
- [29] G. E. Addison, D. J. Watts, C. L. Bennett, M. Halpern, G. Hinshaw, and J. L. Weiland, *Astrophys. J.* **853**, 119 (2018).
- [30] E. Mörtzell and S. Dhawan, *J. Cosmol. Astropart. Phys.* **09** (2018) 025.
- [31] P. Lemos, E. Lee, G. Efstathiou, and S. Gratton, *Mon. Not. R. Astron. Soc.* **483**, 4803 (2019).
- [32] K. Aylor, M. Joy, L. Knox, M. Millea, S. Raghunathan, and W. L. K. Wu, *Astrophys. J.* **874**, 4 (2019).
- [33] L. Knox and M. Millea, *Phys. Rev. D* **101**, 043533 (2020).
- [34] N. Arendse *et al.*, *Astron. Astrophys.* **639**, A57 (2020).
- [35] X. Zhang and Q.-G. Huang, *Phys. Rev. D* **103**, 043513 (2021).
- [36] G. Efstathiou, *Mon. Not. R. Astron. Soc.* **505**, 3866 (2021).
- [37] R.-G. Cai, Z.-K. Guo, S.-J. Wang, W.-W. Yu, and Y. Zhou, *Phys. Rev. D* **105**, L021301 (2022).
- [38] E. Di Valentino *et al.*, *Astropart. Phys.* **131**, 102605 (2021).
- [39] E. Di Valentino, O. Mena, S. Pan, L. Visinelli, W. Yang, A. Melchiorri, D. F. Mota, A. G. Riess, and J. Silk, *Classical Quantum Gravity* **38**, 153001 (2021).
- [40] L. Perivolaropoulos and F. Skara, [arXiv:2105.05208](https://arxiv.org/abs/2105.05208).
- [41] N. Schöneberg, G. Franco Abellán, A. Pérez Sánchez, S. J. Witte, V. Poulin, and J. Lesgourgues, [arXiv:2107.10291](https://arxiv.org/abs/2107.10291).
- [42] E. Abdalla *et al.*, *J. High Energy Astrophys.* **34**, 49 (2022).
- [43] D. Baumann, A. Nicolis, L. Senatore, and M. Zaldarriaga, *J. Cosmol. Astropart. Phys.* **07** (2012) 051.
- [44] M. B. Gavela, D. Hernandez, L. Lopez Honorez, O. Mena, and S. Rigolin, *J. Cosmol. Astropart. Phys.* **07** (2009) 034; **05** (2010) E01.
- [45] D. G. A. Duniya, D. Bertacca, and R. Maartens, *Phys. Rev. D* **91**, 063530 (2015).
- [46] S. M. Carroll, *Phys. Rev. Lett.* **81**, 3067 (1998).
- [47] C. Wetterich, *Astron. Astrophys.* **301**, 321 (1995).
- [48] L. Amendola, *Mon. Not. R. Astron. Soc.* **312**, 521 (2000).
- [49] L. Amendola, *Phys. Rev. D* **62**, 043511 (2000).
- [50] G. Mangano, G. Miele, and V. Pettorino, *Mod. Phys. Lett. A* **18**, 831 (2003).
- [51] G. R. Farrar and P. J. E. Peebles, *Astrophys. J.* **604**, 1 (2004).
- [52] S. Vagnozzi, L. Visinelli, O. Mena, and D. F. Mota, *Mon. Not. R. Astron. Soc.* **493**, 1139 (2020).
- [53] J. B. Jiménez, D. Bettoni, D. Figueruelo, and F. A. Teppa Pannia, *J. Cosmol. Astropart. Phys.* **08** (2020) 020.
- [54] S. Vagnozzi, L. Visinelli, P. Brax, A.-C. Davis, and J. Sakstein, *Phys. Rev. D* **104**, 063023 (2021).

- [55] D. Benisty and A.-C. Davis, *Phys. Rev. D* **105**, 024052 (2022).
- [56] F. Ferlito, S. Vagnozzi, D. F. Mota, and M. Baldi, *Mon. Not. R. Astron. Soc.* **512**, 1885 (2022).
- [57] E. Calabrese, M. Martinelli, S. Pandolfi, V. F. Cardone, C. J. A. P. Martins, S. Spiro, and P. E. Vielzeuf, *Phys. Rev. D* **89**, 083509 (2014).
- [58] C. J. A. P. Martins and A. M. M. Pinho, *Phys. Rev. D* **91**, 103501 (2015).
- [59] C. J. A. P. Martins, A. M. M. Pinho, R. F. C. Alves, M. Pino, C. I. S. A. Rocha, and M. von Wietersheim, *J. Cosmol. Astropart. Phys.* 08 (2015) 047.
- [60] C. J. A. P. Martins, A. M. M. Pinho, P. Carreira, A. Gusart, J. López, and C. I. S. A. Rocha, *Phys. Rev. D* **93**, 023506 (2016).
- [61] M. Martinelli *et al.* (Euclid Collaboration), *Astron. Astrophys.* **654**, A148 (2021).
- [62] H.-J. He and Z. Zhang, *J. Cosmol. Astropart. Phys.* 08 (2017) 036.
- [63] Z. Zhang, *Classical Quantum Gravity* **39**, 015003 (2022).
- [64] J. Valiviita, E. Majerotto, and R. Maartens, *J. Cosmol. Astropart. Phys.* 07 (2008) 020.
- [65] S. Pan, G. S. Sharov, and W. Yang, *Phys. Rev. D* **101**, 103533 (2020).
- [66] M. B. Gavela, L. Lopez Honorez, O. Mena, and S. Rigolin, *J. Cosmol. Astropart. Phys.* 11 (2010) 044.
- [67] L. Lopez Honorez, B. A. Reid, O. Mena, L. Verde, and R. Jimenez, *J. Cosmol. Astropart. Phys.* 09 (2010) 029.
- [68] E. Di Valentino and O. Mena, *Mon. Not. R. Astron. Soc.* **500**, L22 (2020).
- [69] A. Banerjee, H. Cai, L. Heisenberg, E. O. Colgáin, M. M. Sheikh-Jabbari, and T. Yang, *Phys. Rev. D* **103**, L081305 (2021).
- [70] E. Di Valentino, A. Melchiorri, O. Mena, and S. Vagnozzi, *Phys. Dark Universe* **30**, 100666 (2020).
- [71] E. Di Valentino, A. Melchiorri, O. Mena, and S. Vagnozzi, *Phys. Rev. D* **101**, 063502 (2020).
- [72] M. Lucca and D. C. Hooper, *Phys. Rev. D* **102**, 123502 (2020).
- [73] Y.-H. Li, J.-F. Zhang, and X. Zhang, *Phys. Rev. D* **90**, 063005 (2014).
- [74] Y.-H. Li, J.-F. Zhang, and X. Zhang, *Phys. Rev. D* **90**, 123007 (2014).
- [75] R.-Y. Guo, Y.-H. Li, J.-F. Zhang, and X. Zhang, *J. Cosmol. Astropart. Phys.* 05 (2017) 040.
- [76] X. Zhang, *Sci. China Phys. Mech. Astron.* **60**, 050431 (2017).
- [77] R.-Y. Guo, J.-F. Zhang, and X. Zhang, *Chin. Phys. C* **42**, 095103 (2018).
- [78] L. Amendola and C. Quercellini, *Phys. Rev. D* **68**, 023514 (2003).
- [79] V. Pettorino, C. Baccigalupi, and G. Mangano, *J. Cosmol. Astropart. Phys.* 01 (2005) 014.
- [80] V. Pettorino, C. Baccigalupi, and F. Perrotta, *J. Cosmol. Astropart. Phys.* 12 (2005) 003.
- [81] J. D. Barrow and T. Clifton, *Phys. Rev. D* **73**, 103520 (2006).
- [82] R. Bean, E. E. Flanagan, and M. Trodden, *Phys. Rev. D* **78**, 023009 (2008).
- [83] J.-H. He and B. Wang, *J. Cosmol. Astropart. Phys.* 06 (2008) 010.
- [84] V. Pettorino and C. Baccigalupi, *Phys. Rev. D* **77**, 103003 (2008).
- [85] M. Baldi, V. Pettorino, G. Robbers, and V. Springel, *Mon. Not. R. Astron. Soc.* **403**, 1684 (2010).
- [86] E. Majerotto, J. Valiviita, and R. Maartens, *Mon. Not. R. Astron. Soc.* **402**, 2344 (2010).
- [87] M. Jamil, E. N. Saridakis, and M. R. Setare, *Phys. Rev. D* **81**, 023007 (2010).
- [88] M. Martinelli, L. Lopez Honorez, A. Melchiorri, and O. Mena, *Phys. Rev. D* **81**, 103534 (2010).
- [89] M. Baldi and V. Pettorino, *Mon. Not. R. Astron. Soc.* **412**, L1 (2011).
- [90] F. De Bernardis, M. Martinelli, A. Melchiorri, O. Mena, and A. Cooray, *Phys. Rev. D* **84**, 023504 (2011).
- [91] M. Baldi, *Mon. Not. R. Astron. Soc.* **420**, 430 (2012).
- [92] V. Pettorino, L. Amendola, C. Baccigalupi, and C. Quercellini, *Phys. Rev. D* **86**, 103507 (2012).
- [93] C. Carbone, M. Baldi, V. Pettorino, and C. Baccigalupi, *J. Cosmol. Astropart. Phys.* 09 (2013) 004.
- [94] A. Piloyan, V. Marra, M. Baldi, and L. Amendola, *J. Cosmol. Astropart. Phys.* 07 (2013) 042.
- [95] V. Pettorino, *Phys. Rev. D* **88**, 063519 (2013).
- [96] A. Pourtsidou, C. Skordis, and E. J. Copeland, *Phys. Rev. D* **88**, 083505 (2013).
- [97] A. Piloyan, V. Marra, M. Baldi, and L. Amendola, *J. Cosmol. Astropart. Phys.* 02 (2014) 045.
- [98] V. Faraoni, J. B. Dent, and E. N. Saridakis, *Phys. Rev. D* **90**, 063510 (2014).
- [99] E. G. M. Ferreira, J. Quintin, A. A. Costa, E. Abdalla, and B. Wang, *Phys. Rev. D* **95**, 043520 (2017).
- [100] P. A. R. Ade *et al.* (Planck Collaboration), *Astron. Astrophys.* **594**, A14 (2016).
- [101] C. Skordis, A. Pourtsidou, and E. J. Copeland, *Phys. Rev. D* **91**, 083537 (2015).
- [102] N. Tamanini, *Phys. Rev. D* **92**, 043524 (2015).
- [103] V. Marra, *Phys. Dark Universe* **13**, 25 (2016).
- [104] R. Murgia, S. Gariazzo, and N. Fornengo, *J. Cosmol. Astropart. Phys.* 04 (2016) 014.
- [105] A. Pourtsidou and T. Tram, *Phys. Rev. D* **94**, 043518 (2016).
- [106] R. C. Nunes, S. Pan, and E. N. Saridakis, *Phys. Rev. D* **94**, 023508 (2016).
- [107] S. Kumar and R. C. Nunes, *Phys. Rev. D* **94**, 123511 (2016).
- [108] S. Kumar and R. C. Nunes, *Phys. Rev. D* **96**, 103511 (2017).
- [109] D. Benisty and E. I. Guendelman, *Eur. Phys. J. C* **77**, 396 (2017).
- [110] W. Yang, S. Pan, and J. D. Barrow, *Phys. Rev. D* **97**, 043529 (2018).
- [111] J. Mifsud and C. Van De Bruck, *J. Cosmol. Astropart. Phys.* 11 (2017) 001.
- [112] W. Yang, S. Pan, and D. F. Mota, *Phys. Rev. D* **96**, 123508 (2017).
- [113] S. Kumar and R. C. Nunes, *Eur. Phys. J. C* **77**, 734 (2017).
- [114] J.-J. Guo, J.-F. Zhang, Y.-H. Li, D.-Z. He, and X. Zhang, *Sci. China Phys. Mech. Astron.* **61**, 030011 (2018).

- [115] J. Dutta, W. Khylllep, E. N. Saridakis, N. Tamanini, and S. Vagnozzi, *J. Cosmol. Astropart. Phys.* **02** (2018) 041.
- [116] L. Feng, J.-F. Zhang, and X. Zhang, *Phys. Dark Universe* **23**, 100261 (2019).
- [117] D. Benisty and E. I. Guendelman, *Phys. Rev. D* **98**, 023506 (2018).
- [118] B. J. Barros, L. Amendola, T. Barreiro, and N. J. Nunes, *J. Cosmol. Astropart. Phys.* **01** (2019) 007.
- [119] A. A. Costa, R. C. G. Landim, B. Wang, and E. Abdalla, *Eur. Phys. J. C* **78**, 746 (2018).
- [120] W. Yang, S. Pan, E. Di Valentino, R. C. Nunes, S. Vagnozzi, and D. F. Mota, *J. Cosmol. Astropart. Phys.* **09** (2018) 019.
- [121] R. von Marttens, L. Casarini, D. F. Mota, and W. Zimdahl, *Phys. Dark Universe* **23**, 100248 (2019).
- [122] E. Elizalde, M. Khurshudyan, and S. Nojiri, *Int. J. Mod. Phys. D* **28**, 1950019 (2019).
- [123] R.-Y. Guo, J.-F. Zhang, and X. Zhang, *J. Cosmol. Astropart. Phys.* **02** (2019) 054.
- [124] W. Yang, A. Mukherjee, E. Di Valentino, and S. Pan, *Phys. Rev. D* **98**, 123527 (2018).
- [125] H.-L. Li, L. Feng, J.-F. Zhang, and X. Zhang, *Sci. China Phys. Mech. Astron.* **62**, 120411 (2019).
- [126] R. von Marttens, V. Marra, L. Casarini, J. E. Gonzalez, and J. Alcaniz, *Phys. Rev. D* **99**, 043521 (2019).
- [127] V. H. Cárdenas, D. Grandón, and S. Lepe, *Eur. Phys. J. C* **79**, 357 (2019).
- [128] D. Benisty, E. Guendelman, and Z. Haba, *Phys. Rev. D* **99**, 123521 (2019); **101**, 049901(E) (2020).
- [129] M. Bonici and N. Maggiore, *Eur. Phys. J. C* **79**, 672 (2019).
- [130] M. Martinelli, N. B. Hogg, S. Peirone, M. Bruni, and D. Wands, *Mon. Not. R. Astron. Soc.* **488**, 3423 (2019).
- [131] S. Kumar, R. C. Nunes, and S. K. Yadav, *Eur. Phys. J. C* **79**, 576 (2019).
- [132] S. Pan, W. Yang, C. Singha, and E. N. Saridakis, *Phys. Rev. D* **100**, 083539 (2019).
- [133] C. Li, X. Ren, M. Khurshudyan, and Y.-F. Cai, *Phys. Lett. B* **801**, 135141 (2020).
- [134] W. Yang, S. Vagnozzi, E. Di Valentino, R. C. Nunes, S. Pan, and D. F. Mota, *J. Cosmol. Astropart. Phys.* **07** (2019) 037.
- [135] S. Pan, W. Yang, E. Di Valentino, E. N. Saridakis, and S. Chakraborty, *Phys. Rev. D* **100**, 103520 (2019).
- [136] R. G. Landim, *Eur. Phys. J. C* **79**, 889 (2019).
- [137] M. Benetti, W. Miranda, H. A. Borges, C. Pigozzo, S. Carneiro, and J. S. Alcaniz, *J. Cosmol. Astropart. Phys.* **12** (2019) 023.
- [138] R. von Marttens, H. A. Borges, S. Carneiro, J. S. Alcaniz, and W. Zimdahl, *Eur. Phys. J. C* **80**, 1110 (2020).
- [139] R. Kase and S. Tsujikawa, *Phys. Rev. D* **101**, 063511 (2020).
- [140] X.-W. Liu, C. Heneka, and L. Amendola, *J. Cosmol. Astropart. Phys.* **05** (2020) 038.
- [141] W. Yang, S. Pan, R. C. Nunes, and D. F. Mota, *J. Cosmol. Astropart. Phys.* **04** (2020) 008.
- [142] F. N. Chamings, A. Avgoustidis, E. J. Copeland, A. M. Green, and A. Pourtsidou, *Phys. Rev. D* **101**, 043531 (2020).
- [143] U. K. Sharma and V. C. Dubey, *Int. J. Geom. Methods Mod. Phys.* **19**, 2250010 (2022).
- [144] W. Yang, E. Di Valentino, O. Mena, S. Pan, and R. C. Nunes, *Phys. Rev. D* **101**, 083509 (2020).
- [145] N. B. Hogg, M. Bruni, R. Crittenden, M. Martinelli, and S. Peirone, *Phys. Dark Universe* **29**, 100583 (2020).
- [146] L. Amendola and S. Tsujikawa, *J. Cosmol. Astropart. Phys.* **06** (2020) 020.
- [147] D. Benisty, E. I. Guendelman, E. Nissimov, and S. Pacheva, *Int. J. Mod. Phys. D* **29**, 2050104 (2020).
- [148] A. Gómez-Valent, V. Pettorino, and L. Amendola, *Phys. Rev. D* **101**, 123513 (2020).
- [149] M. Aljaf, D. Gregoris, and M. Khurshudyan, *Eur. Phys. J. C* **81**, 544 (2021).
- [150] E. Di Valentino, S. Gariazzo, O. Mena, and S. Vagnozzi, *J. Cosmol. Astropart. Phys.* **07** (2020) 045.
- [151] U. Mukhopadhyay, D. Majumdar, and K. K. Datta, *Phys. Rev. D* **103**, 063510 (2021).
- [152] E. Di Valentino, *Mon. Not. R. Astron. Soc.* **502**, 2065 (2021).
- [153] E. Di Valentino, A. Melchiorri, O. Mena, S. Pan, and W. Yang, *Mon. Not. R. Astron. Soc.* **502**, L23 (2021).
- [154] Y. Yao and X.-H. Meng, *Phys. Dark Universe* **33**, 100852 (2021).
- [155] J. Beltrán Jiménez, D. Bettoni, D. Figueruelo, F. A. Teppa Pannia, and S. Tsujikawa, *J. Cosmol. Astropart. Phys.* **03** (2021) 085.
- [156] W. Yang, S. Pan, E. Di Valentino, O. Mena, and A. Melchiorri, *J. Cosmol. Astropart. Phys.* **10** (2021) 008.
- [157] S. Sinha, *Phys. Rev. D* **103**, 123547 (2021).
- [158] L.-Y. Gao, Z.-W. Zhao, S.-S. Xue, and X. Zhang, *J. Cosmol. Astropart. Phys.* **07** (2021) 005.
- [159] M. Zhang, B. Wang, P.-J. Wu, J.-Z. Qi, Y. Xu, J.-F. Zhang, and X. Zhang, *Astrophys. J.* **918**, 56 (2021).
- [160] V. Salzano *et al.*, *J. Cosmol. Astropart. Phys.* **09** (2021) 033.
- [161] L.-F. Wang, J.-H. Zhang, D.-Z. He, J.-F. Zhang, and X. Zhang, *arXiv:2102.09331*.
- [162] M. Benetti, H. Borges, C. Pigozzo, S. Carneiro, and J. Alcaniz, *J. Cosmol. Astropart. Phys.* **08** (2021) 014.
- [163] S. Kumar, *Phys. Dark Universe* **33**, 100862 (2021).
- [164] D. Figueruelo *et al.*, *J. Cosmol. Astropart. Phys.* **07** (2021) 022.
- [165] K. Bora, R. F. L. Holanda, and S. Desai, *Eur. Phys. J. C* **81**, 596 (2021).
- [166] J. B. Jiménez, D. Bettoni, D. Figueruelo, F. A. Teppa Pannia, and S. Tsujikawa, *Phys. Rev. D* **104**, 103503 (2021).
- [167] P. Carrilho, C. Moretti, B. Bose, K. Markovič, and A. Pourtsidou, *J. Cosmol. Astropart. Phys.* **10** (2021) 004.
- [168] M. Lucca, *Phys. Rev. D* **104**, 083510 (2021).
- [169] K. Bora, R. F. L. Holanda, S. Desai, and S. H. Pereira, *Eur. Phys. J. C* **82**, 17 (2022).
- [170] M. S. Linton, R. Crittenden, and A. Pourtsidou, *arXiv:2107.03235*.
- [171] R. C. Nunes and E. Di Valentino, *Phys. Rev. D* **104**, 063529 (2021).
- [172] L. A. Anchordoqui, E. Di Valentino, S. Pan, and W. Yang, *J. High Energy Astrophys.* **32**, 121 (2021).

- [173] N. B. Hogg and M. Bruni, *Mon. Not. R. Astron. Soc.* **511**, 4430 (2022).
- [174] R.-Y. Guo, L. Feng, T.-Y. Yao, and X.-Y. Chen, *J. Cosmol. Astropart. Phys.* **12** (2021) 036.
- [175] G. Alestas, D. Camarena, E. Di Valentino, L. Kazantzidis, V. Marra, S. Nesseris, and L. Perivolaropoulos, *Phys. Rev. D* **105**, 063538 (2022).
- [176] A. S. Mancini and A. Pourtsidou, *Mon. Not. R. Astron. Soc.* **512**, L44 (2022).
- [177] S. Gariazzo, E. Di Valentino, O. Mena, and R. C. Nunes, *arXiv:2111.03152*.
- [178] P. Carrilho, K. Carrion, B. Bose, A. Pourtsidou, J. C. Hidalgo, L. Lombriser, and M. Baldi, *Mon. Not. R. Astron. Soc.* **512**, 3691 (2022).
- [179] M. K. Sharma and S. Sur, *Int. J. Mod. Phys. D* **31**, 2250017 (2022).
- [180] D. Duniya, *arXiv:2203.12582*.
- [181] B. Wang, E. Abdalla, F. Atrio-Barandela, and D. Pavon, *Rep. Prog. Phys.* **79**, 096901 (2016).
- [182] D. J. Eisenstein, H.-j. Seo, E. Sirko, and D. Spergel, *Astrophys. J.* **664**, 675 (2007).
- [183] B. D. Sherwin and M. Zaldarriaga, *Phys. Rev. D* **85**, 103523 (2012).
- [184] B. Bose, M. Baldi, and A. Pourtsidou, *J. Cosmol. Astropart. Phys.* **04** (2018) 032.
- [185] L. Fonseca de la Bella, D. Regan, D. Seery, and D. Parkinson, *J. Cosmol. Astropart. Phys.* **07** (2020) 011.
- [186] K. Osato, T. Nishimichi, F. Bernardeau, and A. Taruya, *Phys. Rev. D* **99**, 063530 (2019).
- [187] B. Bose, A. Pourtsidou, K. Markovič, and F. Beutler, *Mon. Not. R. Astron. Soc.* **493**, 5301 (2020).
- [188] B. Bose, K. Koyama, and H. A. Winther, *J. Cosmol. Astropart. Phys.* **10** (2019) 021.
- [189] G. Cabass, M. M. Ivanov, M. Lewandowski, M. Mirbabayi, and M. Simonović, *arXiv:2203.08232*.
- [190] R. Scoccimarro and J. Frieman, *Astrophys. J. Suppl. Ser.* **105**, 37 (1996).
- [191] Y. B. Zeldovich, *Astron. Astrophys.* **5**, 84 (1970).
- [192] M. Crocce and R. Scoccimarro, *Phys. Rev. D* **73**, 063519 (2006).
- [193] F. Bernardeau, M. Crocce, and R. Scoccimarro, *Phys. Rev. D* **78**, 103521 (2008).
- [194] T. Matsubara, *Phys. Rev. D* **78**, 083519 (2008); **78**, 109901 (E) (2008).
- [195] A. Taruya, T. Nishimichi, and S. Saito, *Phys. Rev. D* **82**, 063522 (2010).
- [196] F. Bernardeau, M. Crocce, and R. Scoccimarro, *Phys. Rev. D* **85**, 123519 (2012).
- [197] J. Carlson, B. Reid, and M. White, *Mon. Not. R. Astron. Soc.* **429**, 1674 (2013).
- [198] Z. Vlah, E. Castorina, and M. White, *J. Cosmol. Astropart. Phys.* **12** (2016) 007.
- [199] N. Hand, U. Seljak, F. Beutler, and Z. Vlah, *J. Cosmol. Astropart. Phys.* **10** (2017) 009.
- [200] S.-F. Chen, Z. Vlah, E. Castorina, and M. White, *J. Cosmol. Astropart. Phys.* **03** (2021) 100.
- [201] P. McDonald and A. Roy, *J. Cosmol. Astropart. Phys.* **08** (2009) 020.
- [202] J. J. M. Carrasco, M. P. Hertzberg, and L. Senatore, *J. High Energy Phys.* **09** (2012) 082.
- [203] E. Pajer and M. Zaldarriaga, *J. Cosmol. Astropart. Phys.* **08** (2013) 037.
- [204] J. J. M. Carrasco, S. Foreman, D. Green, and L. Senatore, *J. Cosmol. Astropart. Phys.* **07** (2014) 056.
- [205] L. Mercolli and E. Pajer, *J. Cosmol. Astropart. Phys.* **03** (2014) 006.
- [206] J. J. M. Carrasco, S. Foreman, D. Green, and L. Senatore, *J. Cosmol. Astropart. Phys.* **07** (2014) 057.
- [207] S. M. Carroll, S. Leichenauer, and J. Pollack, *Phys. Rev. D* **90**, 023518 (2014).
- [208] R. A. Porto, L. Senatore, and M. Zaldarriaga, *J. Cosmol. Astropart. Phys.* **05** (2014) 022.
- [209] L. Senatore and M. Zaldarriaga, *J. Cosmol. Astropart. Phys.* **02** (2015) 013.
- [210] T. Baldauf, L. Mercolli, M. Mirbabayi, and E. Pajer, *J. Cosmol. Astropart. Phys.* **05** (2015) 007.
- [211] R. E. Angulo, S. Foreman, M. Schmittfull, and L. Senatore, *J. Cosmol. Astropart. Phys.* **10** (2015) 039.
- [212] L. Senatore, *J. Cosmol. Astropart. Phys.* **11** (2015) 007.
- [213] L. Senatore and M. Zaldarriaga, *arXiv:1409.1225*.
- [214] M. Lewandowski, A. Perko, and L. Senatore, *J. Cosmol. Astropart. Phys.* **05** (2015) 019.
- [215] M. Mirbabayi, F. Schmidt, and M. Zaldarriaga, *J. Cosmol. Astropart. Phys.* **07** (2015) 030.
- [216] M. McQuinn and M. White, *J. Cosmol. Astropart. Phys.* **01** (2016) 043.
- [217] S. Foreman and L. Senatore, *J. Cosmol. Astropart. Phys.* **04** (2016) 033.
- [218] R. Angulo, M. Fasiello, L. Senatore, and Z. Vlah, *J. Cosmol. Astropart. Phys.* **09** (2015) 029.
- [219] T. Baldauf, M. Mirbabayi, M. Simonović, and M. Zaldarriaga, *Phys. Rev. D* **92**, 043514 (2015).
- [220] V. Assassi, D. Baumann, E. Pajer, Y. Welling, and D. van der Woude, *J. Cosmol. Astropart. Phys.* **11** (2015) 024.
- [221] T. Baldauf, E. Schaan, and M. Zaldarriaga, *J. Cosmol. Astropart. Phys.* **03** (2016) 017.
- [222] T. Baldauf, E. Schaan, and M. Zaldarriaga, *J. Cosmol. Astropart. Phys.* **03** (2016) 007.
- [223] T. Baldauf, L. Mercolli, and M. Zaldarriaga, *Phys. Rev. D* **92**, 123007 (2015).
- [224] S. Foreman, H. Perrier, and L. Senatore, *J. Cosmol. Astropart. Phys.* **05** (2016) 027.
- [225] A. A. Abolhasani, M. Mirbabayi, and E. Pajer, *J. Cosmol. Astropart. Phys.* **05** (2016) 063.
- [226] V. Assassi, D. Baumann, and F. Schmidt, *J. Cosmol. Astropart. Phys.* **12** (2015) 043.
- [227] M. Lewandowski, L. Senatore, F. Prada, C. Zhao, and C.-H. Chuang, *Phys. Rev. D* **97**, 063526 (2018).
- [228] D. Bertolini, K. Schutz, M. P. Solon, J. R. Walsh, and K. M. Zurek, *Phys. Rev. D* **93**, 123505 (2016).
- [229] D. Bertolini, K. Schutz, M. P. Solon, and K. M. Zurek, *J. Cosmol. Astropart. Phys.* **06** (2016) 052.
- [230] D. Blas, M. Garny, M. M. Ivanov, and S. Sibiryakov, *J. Cosmol. Astropart. Phys.* **07** (2016) 028.
- [231] M. Cataneo, S. Foreman, and L. Senatore, *J. Cosmol. Astropart. Phys.* **04** (2017) 026.
- [232] D. Bertolini and M. P. Solon, *J. Cosmol. Astropart. Phys.* **11** (2016) 030.
- [233] T. Fujita, V. Mauerhofer, L. Senatore, Z. Vlah, and R. Angulo, *J. Cosmol. Astropart. Phys.* **01** (2020) 009.

- [234] A. Perko, L. Senatore, E. Jennings, and R. H. Wechsler, [arXiv:1610.09321](#).
- [235] M. Lewandowski, A. Maleknejad, and L. Senatore, *J. Cosmol. Astropart. Phys.* **05** (2017) 038.
- [236] M. Lewandowski and L. Senatore, *J. Cosmol. Astropart. Phys.* **08** (2017) 037.
- [237] L. Senatore and M. Zaldarriaga, [arXiv:1707.04698](#).
- [238] M. Simonović, T. Baldauf, M. Zaldarriaga, J. J. Carrasco, and J. A. Kollmeier, *J. Cosmol. Astropart. Phys.* **04** (2018) 030.
- [239] L. Senatore and G. Trevisan, *J. Cosmol. Astropart. Phys.* **05** (2018) 019.
- [240] E. O. Nadler, A. Perko, and L. Senatore, *J. Cosmol. Astropart. Phys.* **02** (2018) 058.
- [241] B. Bose, K. Koyama, M. Lewandowski, F. Vernizzi, and H. A. Winther, *J. Cosmol. Astropart. Phys.* **04** (2018) 063.
- [242] R. de Belsunce and L. Senatore, *J. Cosmol. Astropart. Phys.* **02** (2019) 038.
- [243] M. Lewandowski and L. Senatore, *J. Cosmol. Astropart. Phys.* **03** (2020) 018.
- [244] T. Konstandin, R. A. Porto, and H. Rubira, *J. Cosmol. Astropart. Phys.* **11** (2019) 027.
- [245] T. Nishimichi, G. D'Amico, M. M. Ivanov, L. Senatore, M. Simonović, M. Takada, M. Zaldarriaga, and P. Zhang, *Phys. Rev. D* **102**, 123541 (2020).
- [246] Y. Donath and L. Senatore, *J. Cosmol. Astropart. Phys.* **10** (2020) 039.
- [247] T. Steele and T. Baldauf, *Phys. Rev. D* **103**, 023520 (2021).
- [248] D. P. L. Bragança, M. Lewandowski, D. Sekera, L. Senatore, and R. Sgier, *J. Cosmol. Astropart. Phys.* **10** (2021) 074.
- [249] T. Steele and T. Baldauf, *Phys. Rev. D* **103**, 103518 (2021).
- [250] T. Baldauf, M. Garny, P. Taule, and T. Steele, *Phys. Rev. D* **104**, 123551 (2021).
- [251] G. D'Amico, J. Gleyzes, N. Kokron, K. Markovic, L. Senatore, P. Zhang, F. Beutler, and H. Gil-Marín, *J. Cosmol. Astropart. Phys.* **05** (2020) 005.
- [252] M. M. Ivanov, M. Simonović, and M. Zaldarriaga, *J. Cosmol. Astropart. Phys.* **05** (2020) 042.
- [253] T. Colas, G. D'Amico, L. Senatore, P. Zhang, and F. Beutler, *J. Cosmol. Astropart. Phys.* **06** (2020) 001.
- [254] M. M. Ivanov, M. Simonović, and M. Zaldarriaga, *Phys. Rev. D* **101**, 083504 (2020).
- [255] O. H. E. Philcox, M. M. Ivanov, M. Simonović, and M. Zaldarriaga, *J. Cosmol. Astropart. Phys.* **05** (2020) 032.
- [256] G. D'Amico, L. Senatore, and P. Zhang, *J. Cosmol. Astropart. Phys.* **01** (2021) 006.
- [257] A. Chudaykin, M. M. Ivanov, O. H. E. Philcox, and M. Simonović, *Phys. Rev. D* **102**, 063533 (2020).
- [258] M. M. Ivanov, E. McDonough, J. C. Hill, M. Simonović, M. W. Toomey, S. Alexander, and M. Zaldarriaga, *Phys. Rev. D* **102**, 103502 (2020).
- [259] G. D'Amico, L. Senatore, P. Zhang, and H. Zheng, *J. Cosmol. Astropart. Phys.* **05** (2021) 072.
- [260] D. Wadekar, M. M. Ivanov, and R. Scoccimarro, *Phys. Rev. D* **102**, 123521 (2020).
- [261] A. Chudaykin, M. M. Ivanov, and M. Simonović, *Phys. Rev. D* **103**, 043525 (2021).
- [262] A. Chudaykin, K. Dolgikh, and M. M. Ivanov, *Phys. Rev. D* **103**, 023507 (2021).
- [263] G. D'Amico, Y. Donath, L. Senatore, and P. Zhang, [arXiv:2012.07554](#).
- [264] M. M. Ivanov, *Phys. Rev. D* **104**, 103514 (2021).
- [265] M. M. Ivanov, O. H. E. Philcox, M. Simonović, M. Zaldarriaga, T. Nishimichi, and M. Takada, *Phys. Rev. D* **105**, 043531 (2022).
- [266] G. D'Amico, L. Senatore, P. Zhang, and T. Nishimichi, [arXiv:2110.00016](#).
- [267] M. M. Ivanov, O. H. E. Philcox, T. Nishimichi, M. Simonović, M. Takada, and M. Zaldarriaga, *Phys. Rev. D* **105**, 063512 (2022).
- [268] O. H. E. Philcox and M. M. Ivanov, *Phys. Rev. D* **105**, 043517 (2022).
- [269] G. Cabass, M. M. Ivanov, O. H. E. Philcox, M. Simonović, and M. Zaldarriaga, [arXiv:2201.07238](#).
- [270] G. D'Amico, M. Lewandowski, L. Senatore, and P. Zhang, [arXiv:2201.11518](#).
- [271] G. Cusin, M. Lewandowski, and F. Vernizzi, *J. Cosmol. Astropart. Phys.* **04** (2018) 005.
- [272] P. Creminelli, J. Gleyzes, M. Simonović, and F. Vernizzi, *J. Cosmol. Astropart. Phys.* **02** (2014) 051.
- [273] M. Crisostomi, M. Lewandowski, and F. Vernizzi, *Phys. Rev. D* **101**, 123501 (2020).
- [274] M. Lewandowski, *J. Cosmol. Astropart. Phys.* **08** (2020) 044.
- [275] F. Niedermann and M. S. Sloth, *Phys. Rev. D* **103**, 103537 (2021).
- [276] A. Chudaykin, D. Gorbunov, and N. Nedelko, *Phys. Rev. D* **103**, 043529 (2021).
- [277] M. Braglia, M. Ballardini, F. Finelli, and K. Koyama, *Phys. Rev. D* **103**, 043528 (2021).
- [278] I. J. Allali, M. P. Hertzberg, and F. Rompineve, *Phys. Rev. D* **104**, L081303 (2021).
- [279] A. Laguë, J. R. Bond, R. Hložek, K. K. Rogers, D. J. E. Marsh, and D. Grin, *J. Cosmol. Astropart. Phys.* **01** (2022) 049.
- [280] J.-Q. Jiang and Y.-S. Piao, *Phys. Rev. D* **104**, 103524 (2021).
- [281] G. Ye, J. Zhang, and Y.-S. Piao, [arXiv:2107.13391](#).
- [282] W. L. Xu, J. B. Muñoz, and C. Dvorkin, [arXiv:2107.09664](#).
- [283] L. Herold, E. G. M. Ferreira, and E. Komatsu, *Astrophys. J. Lett.* **929**, L16 (2022).
- [284] A. Chudaykin, D. Gorbunov, and N. Nedelko, [arXiv:2203.03666](#).
- [285] M. Lucca, *Phys. Dark Universe* **34**, 100899 (2021).
- [286] N. Aghanim *et al.* (Planck Collaboration), *Astron. Astrophys.* **641**, A5 (2020).
- [287] N. Aghanim *et al.* (Planck Collaboration), *Astron. Astrophys.* **641**, A8 (2020).
- [288] S. Alam *et al.* (BOSS Collaboration), *Mon. Not. R. Astron. Soc.* **470**, 2617 (2017).
- [289] D. Blas, J. Lesgourgues, and T. Tram, *J. Cosmol. Astropart. Phys.* **07** (2011) 034.
- [290] J. Lesgourgues, [arXiv:1104.2932](#).
- [291] M. Escudero, O. Mena, A. C. Vincent, R. J. Wilkinson, and C. Boehm, *J. Cosmol. Astropart. Phys.* **09** (2015) 034.
- [292] A. J. Cuesta, V. Niro, and L. Verde, *Phys. Dark Universe* **13**, 77 (2016).

- [293] E. Giusarma, M. Gerbino, O. Mena, S. Vagnozzi, S. Ho, and K. Freese, *Phys. Rev. D* **94**, 083522 (2016).
- [294] J.N. Grieb *et al.* (BOSS Collaboration), *Mon. Not. R. Astron. Soc.* **467**, 2085 (2017).
- [295] A. G. Sanchez *et al.* (BOSS Collaboration), *Mon. Not. R. Astron. Soc.* **464**, 1640 (2017).
- [296] F. Beutler *et al.* (BOSS Collaboration), *Mon. Not. R. Astron. Soc.* **464**, 3409 (2017).
- [297] F. Beutler *et al.* (BOSS Collaboration), *Mon. Not. R. Astron. Soc.* **466**, 2242 (2017).
- [298] C. Doux, M. Penna-Lima, S. D. P. Viteni, J. Tréguer, E. Aubourg, and K. Ganga, *Mon. Not. R. Astron. Soc.* **480**, 5386 (2018).
- [299] D. Gualdi, M. Manera, B. Joachimi, and O. Lahav, *Mon. Not. R. Astron. Soc.* **476**, 4045 (2018).
- [300] T. Sprenger, M. Archidiacono, T. Brinckmann, S. Clesse, and J. Lesgourgues, *J. Cosmol. Astropart. Phys.* **02** (2019) 047.
- [301] H. Gil-Marín *et al.*, *Mon. Not. R. Astron. Soc.* **477**, 1604 (2018).
- [302] E. Giusarma, S. Vagnozzi, S. Ho, S. Ferraro, K. Freese, R. Kamen-Rubio, and K.-B. Luk, *Phys. Rev. D* **98**, 123526 (2018).
- [303] S. Vagnozzi, T. Brinckmann, M. Archidiacono, K. Freese, M. Gerbino, J. Lesgourgues, and T. Sprenger, *J. Cosmol. Astropart. Phys.* **09** (2018) 001.
- [304] A. Loureiro *et al.*, *Mon. Not. R. Astron. Soc.* **485**, 326 (2019).
- [305] D. Gualdi, H. Gil-Marín, M. Manera, B. Joachimi, and O. Lahav, *Mon. Not. R. Astron. Soc.* **484**, L29 (2019).
- [306] T. Tröster *et al.*, *Astron. Astrophys.* **633**, L10 (2020).
- [307] S.-F. Chen, Z. Vlah, and M. White, *J. Cosmol. Astropart. Phys.* **07** (2020) 062.
- [308] Y. Kobayashi, T. Nishimichi, M. Takada, R. Takahashi, and K. Osato, *Phys. Rev. D* **102**, 063504 (2020).
- [309] H. Gil-Marín *et al.*, *Mon. Not. R. Astron. Soc.* **498**, 2492 (2020).
- [310] D. Gualdi, S. Novell, H. Gil-Marín, and L. Verde, *J. Cosmol. Astropart. Phys.* **01** (2021) 015.
- [311] A. Cuceu, A. Font-Ribera, B. Joachimi, and S. Nadathur, *Mon. Not. R. Astron. Soc.* **506**, 5439 (2021).
- [312] D. Gualdi, H. Gil-Marín, and L. Verde, *J. Cosmol. Astropart. Phys.* **07** (2021) 008.
- [313] S. Brieden, H. Gil-Marín, and L. Verde, *J. Cosmol. Astropart. Phys.* **12** (2021) 054.
- [314] S. Brieden, H. Gil-Marín, and L. Verde, *Phys. Rev. D* **104**, L121301 (2021).
- [315] S.-F. Chen, Z. Vlah, and M. White, *J. Cosmol. Astropart. Phys.* **02** (2022) 008.
- [316] A. Semenaite *et al.*, *Mon. Not. R. Astron. Soc.* **512**, 5657 (2022).
- [317] R. Neveux *et al.*, [arXiv:2201.04679](https://arxiv.org/abs/2201.04679).
- [318] D. Gualdi and L. Verde, [arXiv:2201.06932](https://arxiv.org/abs/2201.06932).
- [319] S. Brieden, H. Gil-Marín, and L. Verde, [arXiv:2201.08400](https://arxiv.org/abs/2201.08400).
- [320] H. Gil-Marín, [arXiv:2203.05581](https://arxiv.org/abs/2203.05581).
- [321] B. Audren, J. Lesgourgues, K. Benabed, and S. Prunet, *J. Cosmol. Astropart. Phys.* **02** (2013) 001.
- [322] T. Brinckmann and J. Lesgourgues, *Phys. Dark Universe* **24**, 100260 (2019).
- [323] A. Gelman and D. B. Rubin, *Stat. Sci.* **7**, 457 (1992).
- [324] A. G. Riess *et al.*, [arXiv:2112.04510](https://arxiv.org/abs/2112.04510).
- [325] J. Hamann, S. Hannestad, J. Lesgourgues, C. Rampf, and Y. Y. Y. Wong, *J. Cosmol. Astropart. Phys.* **07** (2010) 022.
- [326] S. Vagnozzi, E. Giusarma, O. Mena, K. Freese, M. Gerbino, S. Ho, and M. Lattanzi, *Phys. Rev. D* **96**, 123503 (2017).
- [327] O. H. E. Philcox, B. D. Sherwin, G. S. Farren, and E. J. Baxter, *Phys. Rev. D* **103**, 023538 (2021).
- [328] G. S. Farren, O. H. E. Philcox, and B. D. Sherwin, *Phys. Rev. D* **105**, 063503 (2022).
- [329] G. Efstathiou, J. R. Bond, and S. D. M. White, *Mon. Not. R. Astron. Soc.* **258**, 1 (1992).
- [330] G. Efstathiou *et al.* (2dFGRS Collaboration), *Mon. Not. R. Astron. Soc.* **330**, L29 (2002).
- [331] Z. Hou, R. Keisler, L. Knox, M. Millea, and C. Reichardt, *Phys. Rev. D* **87**, 083008 (2013).
- [332] G. Cabass, M. Gerbino, E. Giusarma, A. Melchiorri, L. Pagano, and L. Salvati, *Phys. Rev. D* **92**, 063534 (2015).
- [333] J. A. Kable, G. E. Addison, and C. L. Bennett, *Astrophys. J.* **905**, 164 (2020).
- [334] S. Vagnozzi, *Phys. Rev. D* **104**, 063524 (2021).
- [335] E. J. Baxter and B. D. Sherwin, *Mon. Not. R. Astron. Soc.* **501**, 1823 (2020).
- [336] S. Vagnozzi, E. Di Valentino, S. Gariazzo, A. Melchiorri, O. Mena, and J. Silk, *Phys. Dark Universe* **33**, 100851 (2021).
- [337] G.-B. Zhao *et al.*, *Nat. Astron.* **1**, 627 (2017).
- [338] S. Vagnozzi, S. Dhawan, M. Gerbino, K. Freese, A. Goobar, and O. Mena, *Phys. Rev. D* **98**, 083501 (2018).
- [339] F. Gerardi, M. Martinelli, and A. Silvestri, *J. Cosmol. Astropart. Phys.* **07** (2019) 042.
- [340] S. Vagnozzi, *Phys. Rev. D* **102**, 023518 (2020).
- [341] L. Visinelli, S. Vagnozzi, and U. Danielsson, *Symmetry* **11**, 1035 (2019).
- [342] A. Bonilla, S. Kumar, and R. C. Nunes, *Eur. Phys. J. C* **81**, 127 (2021).
- [343] E. O. Colgáin, M. M. Sheikh-Jabbari, and L. Yin, *Phys. Rev. D* **104**, 023510 (2021).
- [344] Y.-P. Teng, W. Lee, and K.-W. Ng, *Phys. Rev. D* **104**, 083519 (2021).
- [345] M. Raveri, L. Pogosian, K. Koyama, M. Martinelli, A. Silvestri, G.-B. Zhao, J. Li, S. Peirone, and A. Zucca, [arXiv:2107.12990](https://arxiv.org/abs/2107.12990).
- [346] R. K. Sharma, K. L. Pandey, and S. Das, [arXiv:2202.01749](https://arxiv.org/abs/2202.01749).
- [347] C. Krishnan, R. Mohayaee, E. O. Colgáin, M. M. Sheikh-Jabbari, and L. Yin, *Classical Quantum Gravity* **38**, 184001 (2021).
- [348] J. C. Hill, E. McDonough, M. W. Toomey, and S. Alexander, *Phys. Rev. D* **102**, 043507 (2020).
- [349] F. Niedermann and M. S. Sloth, *Phys. Rev. D* **102**, 063527 (2020).
- [350] T. L. Smith, V. Poulin, J. L. Bernal, K. K. Boddy, M. Kamionkowski, and R. Murgia, *Phys. Rev. D* **103**, 123542 (2021).
- [351] G. Ye, B. Hu, and Y.-S. Piao, *Phys. Rev. D* **104**, 063510 (2021).
- [352] V. Poulin, T. L. Smith, and A. Bartlett, *Phys. Rev. D* **104**, 123550 (2021).

- [353] A. La Posta, T. Louis, X. Garrido, and J. C. Hill, *Phys. Rev. D* **105**, 083519 (2022).
- [354] T.L. Smith, M. Lucca, V. Poulin, G.F. Abellan, L. Balkenhol, K. Benabed, S. Galli, and R. Murgia, [arXiv:2202.09379](https://arxiv.org/abs/2202.09379).
- [355] J.-Q. Jiang and Y.-S. Piao, [arXiv:2202.13379](https://arxiv.org/abs/2202.13379).
- [356] T. Rudelius, [arXiv:2203.05575](https://arxiv.org/abs/2203.05575).
- [357] L. Amendola *et al.*, *Living Rev. Relativity* **21**, 2 (2018).
- [358] A. Aghamousa *et al.* (DESI Collaboration), [arXiv:1611.00036](https://arxiv.org/abs/1611.00036).
- [359] P. Ade *et al.* (Simons Observatory Collaboration), *J. Cosmol. Astropart. Phys.* **02** (2019) 056.
- [360] M. H. Abitbol *et al.* (Simons Observatory Collaboration), *Bull. Am. Astron. Soc.* **51**, 147 (2019).
- [361] K. N. Abazajian *et al.* (CMB-S4 Collaboration), [arXiv:1610.02743](https://arxiv.org/abs/1610.02743).